



cogta

Department:
Cooperative Governance and Traditional Affairs
PROVINCE OF KWAZULU-NATAL

KZN COGTA COVID 19 INTERVENTIONS

AUGUST 2020

MUNICIPAL /DISTRICT BASED AND COMMUNITY BASED COVID-19 RESPONSE PLANS

THEME: DISTRICT DEVELOPMENT MODEL APPROACH

GROWING KWAZULU-NATAL TOGETHER

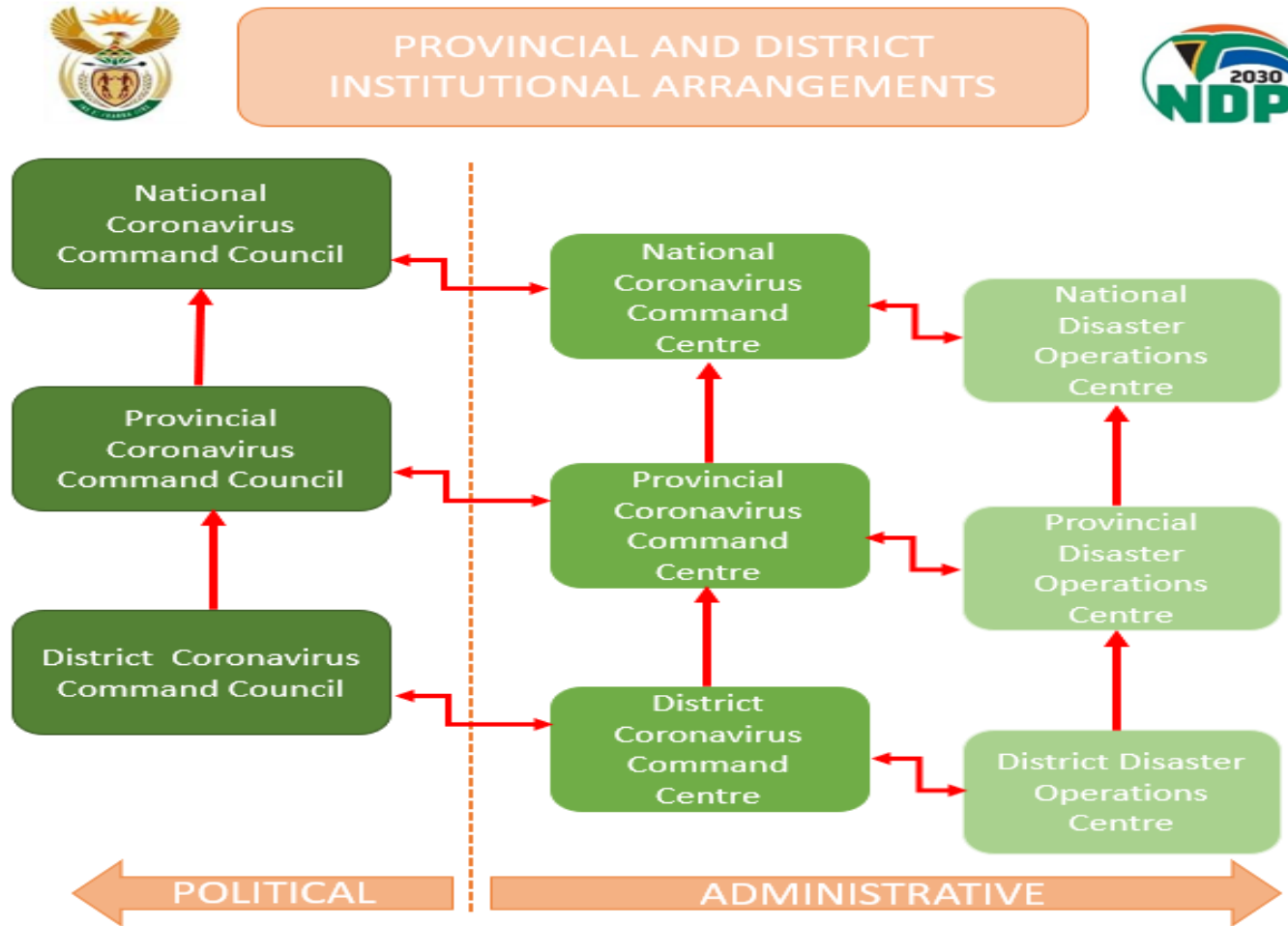
STRUCTURE OF THE PRESENTATION

1. PURPOSE
2. COVID 19 STRUCTURES ALIGNED TO DDM
3. COVID 19 STATS
4. COVID 19 RESPONSE INTERVENTIONS – PROVINCIAL AND MUNICIPAL
 - a) CIRCULARS TO MUNICIPALITIES
 - b) RECOVERY PLANS – LG AND ECONOMIC RECOVERY
 - c) BUSINESS CONTINUITY PLANS
 - d) COMMUNICATION PLAN
 - e) WATER SUPPLY INTERVENTIONS
 - f) MIG REPRIORITISATION
 - g) WATER MASTER PLAN
 - h) SANITISATION OF PUBLIC SPACES
 - i) SOCIAL PARTNERS SUPPORT
 - j) CEMETERIES: CURRENT BURIAL SPACE AVAILABLE
 - k) RECOMMENDATIONS

PURPOSE

- To present the current status of COVID-19 Pandemic and immediate interventions being implemented to deal with the situation in KZN.
- To highlight the key programmes implemented by Government and stakeholders in responding to the COVID-19 Pandemic in the Province.

ESTABLISHED INSTITUTIONAL STRUCTURES



- As directed by DCOG the Province of KwaZulu-Natal established institutional structures to plan and coordinate COVID-19 interventions.
- Municipalities are supported to ensure the effective functionality of the established coordinating structures.
- The COVID 19 Structures are aligned to the DDM and Operation Sukhuma Sakhe.



COVID 19 STRUCTURES- DDM ROLL OUT

COGTA AND OTP have resuscitated the DDM process to foster alignment with the COVID DCC AND OSS and the following has been finalised:

- ☐ Engaged sector departments and municipalities to finalize the nomination of members for the structures. Nominations have been received from national and provincial sector departments, as well as from MISA and Eskom.
- ☐ Drafted Terms of Reference for the DDM structures to review, adapt and adopt during the inaugural meetings.
- ☐ Drafted district profiles outlining development challenges in each area and the plans of government in these areas.
- ☐ Initiated a review of the District plans and budgets alignment with the draft IDP's of 2020/21, and alignment with the Treasury Infrastructure Reporting Model (IRM).
- ☐ Allocated senior managers and planners to prepare for and coordinate the inaugural District Hub meetings, support the co-chairpersons in convening as well as at the meetings, prepared all documents that will be discussed
- ☐ Met and briefed all District champion HODs and MM's in preparation for the inaugural meetings of the DDM hubs.
- ☐ The Premier and Mec for COGTA held a virtual meeting with deployed ministers and Mecs to brief them on the KZN approach and expectations
- ☐ All District Covid 19 structures are meeting weekly and ministers are now participating in the weekly meetings
- ☐ Clusters have been established to support the Command Council and these are operating effectively to deal with response plans (economic , infrastructure and employment issues, social issues, governance and finance issues as well as justice and safety issues)

DDM STRUCTURES MEETINGS

NO	DISTRICT/METRO	FUNCTIONALITY STATUS	FREQUENCY OF MEETINGS	
1	Ugu	Functional	Technical DCC – Tuesday	Weekly Political DCC – Wednesday
2	Umgungundlovu	Functional	Technical DCC – Thursday	Bi-Weekly Political DCC – Friday
3	Uthukela	Functional	Technical DCC – Wednesday	Weekly Political DCC – Thursday
4	Umzinyathi	Functional	Technical DCC – Tuesday	Weekly Political DCC – Thursday
5	Amajuba	Functional	Technical DCC – Tuesday	Weekly Political DCC – Friday
6	Zululand	Resuscitated as at 20 August 2020	Technical DCC – Thursday	Bi Weekly Political DCC – Thursday
7	Umkhanyakude	Functional	Technical DCC – Tuesday	Weekly Political DCC – Thursday
8	King Cetshwayo	Functional	Technical DCC – Tuesday	Weekly Political DCC – Thursday
9	Ilembe	Functional	Technical DCC – Wednesday	Weekly Political DCC – Thursday
10	Harry Gwala	Functional	Technical DCC – Tuesday	Weekly Political DCC - Thursday
11	Ethekwini	Functional	Technical DCC – Tuesday	Weekly Political DCC – Wednesday

COVID 19 STRUCTURES- MINISTERIAL DEPLOYMENTS

DISTRICT /METRO	KZN DDM/OSS POLITICAL CHAMPION	NATIONAL CHAMPIONS	District Mayors	KZN HOD CHAMPION
uMkhanyakude	Premier, Mr. S. Zikalala	Minister Lindiwe Sisulu	Cllr Mr TS Mkhombo	Dr E.V. Nzama
uThukela	MEC N. DubeNcube	Dep Minister Joe Phaahla	Cllr Mr A. S Mazibuko	Mr. N.P. Chonco
iLembe	MEC N.P. Nkonyeni	Dep Minister David Maseko	Cllr SS Gumede	Mr. T. Tubane
uMgungundlovu	MEC R.R. Pillay	Dep Minister Sindisiwe Chikunga	Cllr Mrs T.E Maphumulo	Mr. S Sibande
King Cetshwayo	MEC B.N. SitholeMoloi	Minister Fikile Mbalula	Cllr Ms N.N.P Mkhulisi	Mr. S. Mkhize
uGu	MEC N.M. Khoza	Deputy Minister Buti Manamela	Cllr SR Ngcobo	Dr T. Sifunda
Amajuba	MEC N.S. Simelane-Zulu	Minister Thulas Nxesi Dep Min Hendrietta Bogopane-Zulu	Cllr Dr Musa Ngubane	Ms. N.I Vilakazi
uMzinyathi	MEC H.G.S. Mavimbela	Minister Nkosinathi Mthethwa	Cllr Mr P.M.S Ngubane	Ms. S. Ngubo
Harry Gwala	MEC S.E. Hlomuka	Minister Jackson Mthembu	Cllr Mr D.Z Nxumalo	Mr. B.S Gumbi
eThekwini	MEC K.I. Mshengu	Dep Minister Nocawe Mafu Dep Minister John Jeffery	Cllr Mr Mxolisi Kaunda	Ms N Shezi Dr G.G. Sharpley
Zululand	MEC B Ntuli	Minister Blade Nzimande	Cllr Mr T.D Buthelezi	Mr. M. Zungu Dr S Shabalala

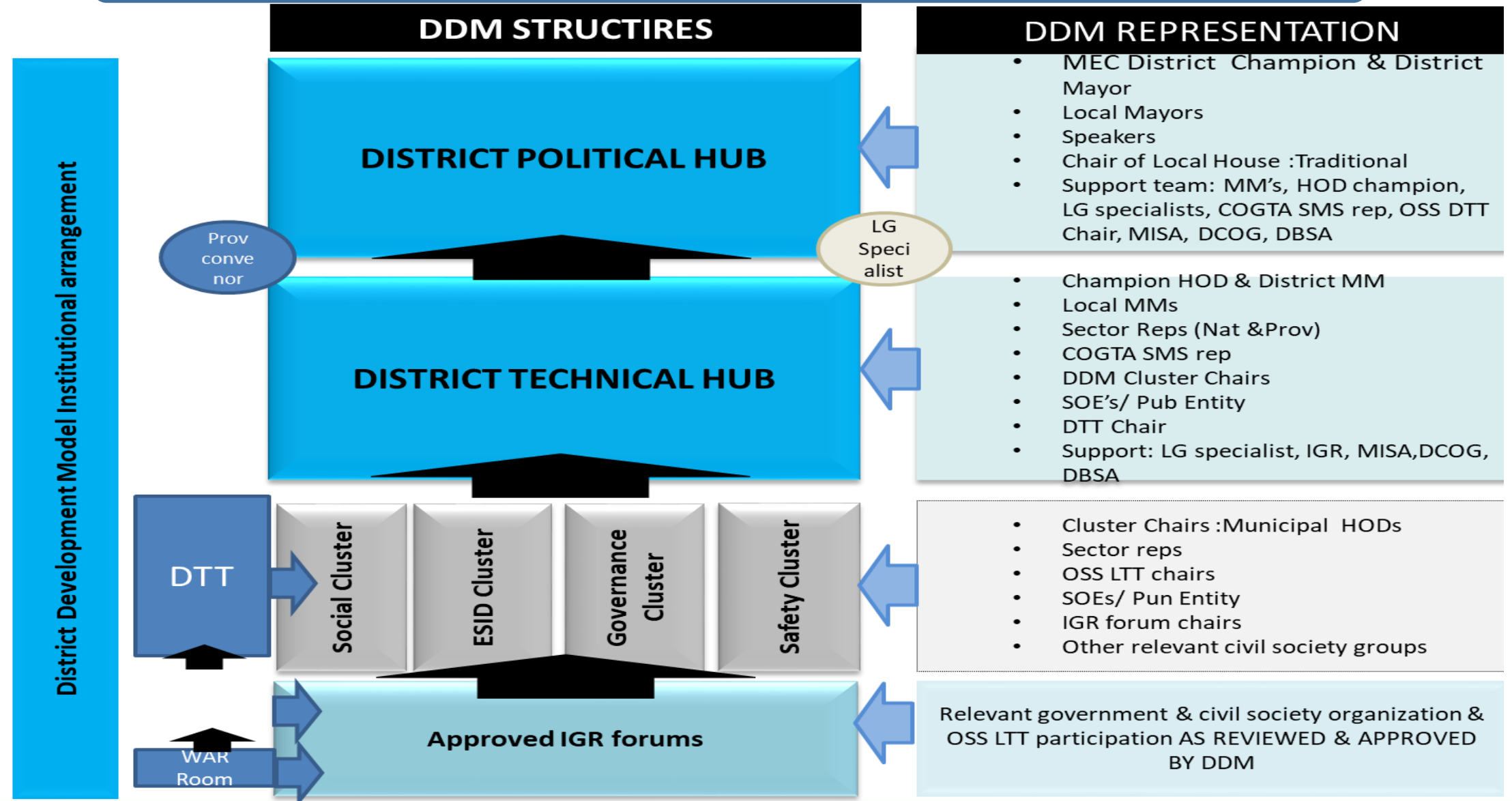
DDM INSTITUTIONAL ARRANGEMENT

Position	Function
District Mayor	<p><u>Convene & Co-chair the District Development Model Political Hub</u> Provides political oversight to the District Development Model functionality, implementation & impact Monitors the implementation of the One Plan & One Budget Intervenes where spheres of government: municipalities are not co-operating/participating in DDM Accounts to Premier's Coordinating Forum with Champion MEC Accounts to MuniMec Ensures that Operation Sakume Sakhe issues are integrated in the DDM structures and supported by District Task Team Advise Provincial and MEC Champion of progress on the implementation of plans.</p>
MEC Champion	<p><u>Co-chairs the District Development Model Political Hub</u> Provides political oversight to DDM functionality, implementation & impact. Monitors the implementation of the One Plan & One Budget Intervenes where spheres of government – province & national are not co-operating/participating in DDM Intervenes on behalf of Province where sectors are not participating in local OSS structures Accounts to Premier's Coordinating Forum with the District Mayor Elevates issues to provincial clusters where required</p>
National Minister	<p><u>Co-chairs the District Development Model Political Hub</u> Provide strategic guidance for the development and implementation of the One Plan. Contribute towards the institutional stabilisation of the allocated district and the reprioritisation process that seek to respond to urgent institutional and governance gaps and urgent development priorities outlined in the specific district profile, Facilitate the District wide adoption of the One Plan through the various IGR structures, including its sign off and implementation, Work in collaboration with line Ministries Provide support to unblock and bring to the surface any issues that may hinder progress in the implementation of the District Development Model and to engage in learning and lesson sharing processes facilitated by the Minister of CoGTA.</p>
District MM	<p>Convene & Co-Chairs the District Development Model Technical Hub Provides technical guidance to DDM functionality, implementation & impact. Takes all reasonable steps to encourage participation of all members in meetings and to facilitate free and constructive discussion Supports the District/ Metro Mayor in DDM functionality & oversight Ensure proper coordination and functions of the Technical Hub and any sub structures created through the Hub Maintain an ethical and responsible decision making framework at the Technical Hub and address any potential matters, arising conflicts brought to his/her attention in a timely and efficient manner Provide overall leadership to the Technical Hub without limiting the principle of collective responsibilities of Technical Hub decisions. Report to and account for the Technical Hub actions and plans to the District/Metro Development Political Hub. Advise the Political Hub and HOD Champions of progress on the implementation of plans.</p>

DDM INSTITUTIONAL ARRANGEMENT

Position	Function
HOD Champion	Co-chairs the District Development Model Technical Hub Intervenes where province sectors are not co-operating Supports the Municipal Manager to ensure implementation Supports the MEC to report into provincial structures
LG Specialist & IGR Representative	Support the District/Metro in the establishment of the DDM Structures Mobilize sector department (national & provincial) coordination and participation at the DDM structures. Mobilize COGTA Senior Management Representative, DDM Cluster Chairs, SOE's/ Public Entities, District Task Team Chair, IGR, MISA, DBSA, ESKOM, and other stakeholders coordination and participation Identify and support interventions in challenges arising Provide guidance to the District/Metro secretariat in preparation for the meetings (Agenda, Decision Matrix's & stakeholders) Support and advise the MEC, Mayors, HOD & Municipal Manager to prepare for the meetings Monitor the DDM IGR forums for functionality
COGTA Representative in DDM	Support the Local Government Specialist in ensuring cooperative Governance Represent the Departments interests, programmes, projects, budgets and actions in the DDM ONE PLAN and structures Ensure COGTA representation & participation in the DDM IGR structures Ensure the implementation of Resolutions allocated to their respective department Provides Departmental progress on projects, programmes, budgets and actions to the DDM structures
National & Provincial Sector, SOE's, Public Entities, representatives	Represent the Departments interests, programmes, projects, budgets and actions in the DDM ONE PLAN and structures Ensure Sector representation & participation in the DDM IGR structures Ensure the implementation of Resolutions allocated to their respective department Provides Departmental progress on projects, programmes, budgets and actions to the DDM structures
OSS DTT representative	Support the District Mayor to infuse the OSS issues into the DDM plans and actions

DDM INSTITUTIONAL ARRANGEMENT



COVID 19 STATS

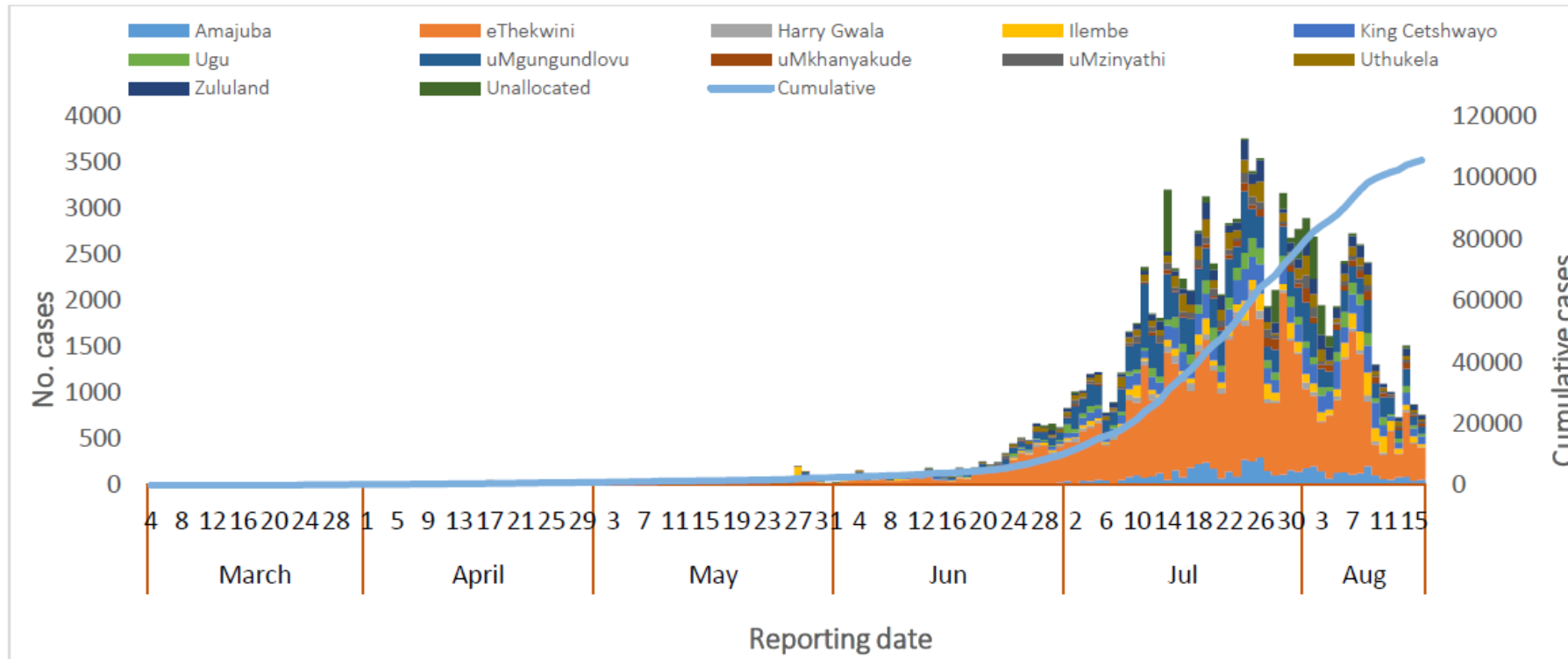
DISTRICTS COVID-19 STATISTICS

Distribution of cases and deaths by district, KwaZulu-Natal, 5 Mar-16 Aug 2020

District	New cases	%. New cases	Total cases	%.Total	Total deaths	%. Total deaths	Case Fatality rate (%)
EThekweni	342	44.8	49 098	46.6	862	51.1	1.8
ILembe	34	4.5	5 239	5.0	52	3.1	1.0
UMgungundlovu	81	10.6	14 001	13.3	233	13.8	1.7
UThukela	23	3.0	4 609	4.4	87	5.2	1.9
King Cetshwayo	86	11.3	8 306	7.9	142	8.4	1.7
UGu	27	3.5	4 307	4.1	82	4.9	1.9
Amajuba	63	8.2	5 998	5.7	86	5.1	1.4
UMkhanyakude	30	3.9	2 078	2.0	40	2.4	1.9
Harry Gwala	6	0.8	2 087	2.0	41	2.4	2.0
Zululand	42	5.5	4 408	4.2	30	1.8	0.7
UMzinyathi	25	3.3	2 330	2.2	32	1.9	1.4
Unallocated	5	0.7	2 922	2.8	0	0.0	0.0
Total	764	100.0	105 383	100.0	1 687	100.0	1.6
<p>*NB: Due to transfer in and out of patients, some patients demise in the districts they were transferred to, contributing to change in number of deaths by district after reallocation</p>							

KWAZULU-NATAL COVID-19 STATISTICS AND HOTSPOTS IN KWAZULU-NATAL

Epidemic curve of COVID-19 cases by report date and district, KwaZulu-Natal, 5 Mar-16 Aug 2020



- The province has a decline in number of new cases reported daily since the beginning of August.
- The median number of cases reported in the province since the beginning of August was 1 939 cases/daily (range 734-2 893).
- Of the 764 new cases recorded on 16 August 2020, eThekweni District recorded 45% followed by King Cetshwayo (11%) and uMgungundlovu (11%) .

COVID-19 IMPACT ON MUNICIPALITIES TO DATE

Positive	357
Deaths	05

AFFECTED MUNICIPALITIES: Umsinga, Nkandla, King Cetshwayo, Ilembe, Uthukela, Inkosi Langalibalele, Greater Kokstad, Alfred Duma, Ubuhlebezwe, Ugu, Umkhambathini, Umhlathuze, Jozini, Umuziwabantu, Mandeni, Richmond, Umzimkhulu, Ray Nkonyeni and Newcastle.

KZN COGTA COVID-19 DEPARTMENTAL STATISTICS AND HOTSPOTS

COVID-19 STATISTICS IN KZN COGTA BUILDINGS

19

WEDNESDAY
AUGUST
2020

 No. of suspected cases	 Positive	 New cases	 Recovered	 Deaths	 Results pending	 Negative	 Hotspots
210	53	0	40	0	79	78	NATALIA, SLP, MAYVILLE



NATALIA BUILDING

CONFIRMED CASES: 22
RECOVERIES : 18



SLP BUILDING

CONFIRMED CASES: 8
RECOVERIES : 6



MAYVILLE BUILDING

CONFIRMED CASES: 11
RECOVERIES : 7



WADLEY HOUSE

CONFIRMED CASES: 4
RECOVERIES : 3



UGU DISTRICT

CONFIRMED CASES: 2
RECOVERIES : 2



HARRY GWALA

CONFIRMED CASES: 1
RECOVERIES : 0



UMZINYATHI DISTRICT

CONFIRMED CASES: 2
RECOVERIES : 2



ZULULAND

CONFIRMED CASES: 3
RECOVERIES : 2



Wear mask



Wash hands



Boil your food



Avoid contact



Use soap & Antibacterial gel



Cough on your elbow



Keep your distance



Regular sleep



KWAZULU-NATAL PROVINCE
COOPERATIVE GOVERNANCE AND
TRADITIONAL AFFAIRS
REPUBLIC OF SOUTH AFRICA

**GROWING
KWAZULU-NATAL
TOGETHER**



www.kzncogta.gov.za
follow us on kzncogta



cogta

Department:
Cooperative Governance and Traditional Affairs
PROVINCE OF KWAZULU-NATAL

Let's grow KwaZulu-Natal together

COVID 19 CIRCULARS TO MUNICIPALITIES

COVID 19 RESPONSE INTERVENTIONS: CIRCULARS TO MUNICIPALITIES

NATIONAL REGULATIONS / CIRCULARS	KZN CIRCULAR	KZN CIRCULAR NO
Section 27/2 of the Disaster Management Act 57 of 2002	Coronavirus Outbreak: Lockdown Guidelines to Municipalities	Circular 8 of 2020
National Circular 7 Of 2020	Utilisation of Municipal/Community Halls for payments of social grants	Circular 9 of 2020
Section 27/2 of the Disaster Management Act 57 of 2002	Identification of Facilities for the Homeless during the National Lockdown	Circular 10 of 2020
National Circular No 1/1/2020	Reprioritisation of 2019-2020 Municipal Infrastructure Grant Funding	Circular 11 of 2020
National Circular No 12957/1	Identification of Quarantine & Isolation Sites	Circular 12 of 2020
National Circular No 12957/1	Municipal Disaster Relief Grants	Circular 13 of 2020
Disaster Management Act (Act 57 of 2002)	Attendance of District Command Structures and Cluster Joints Meetings for Covid-19	Circular 14 of 2020
Regulations of 25 March 2020 & National Circular 6 of 2020	Urgent Directive in Respect of Accessing Services Necessary for Critical Maintenance and Repair of Equipment Related to the Rendering of Essential Services	Circular 15 of 2020

COVID 19 RESPONSE INTERVENTIONS: CIRCULARS TO MUNICIPALITIES

NATIONAL REGULATIONS / CIRCULARS	KZN CIRCULAR	KZN CIRCULAR NO
Section 27/2 of the Disaster Management Act 57 of 2002	Distribution and Commissioning of Static Tanks	Circular 16 of 2020
Regulation 11A, published under Government Notice 43148 of 25 March 2020	Urgent Directive In Respect of uninterrupted Supply of Water and electricity to Communities During the Lockdown period, including Its extension	Circular 17 of 2020
Section 27/2 of the Disaster Management Act 57 of 2002	Coordination of non- Government organisations (NGO's) initiatives During the COVID 19 Lockdown	Circular 18 of 2020
Section 27/2 of the Disaster Management Act 57 of 2002	Covid 19 – Community Screening & Testing Guideline	Circular 19 of 2020
Section 27/2 of the Disaster Management Act 57 of 2002	Distribution of Food Parcels to Communities	Circular 20 of 2020
Section 27/2 of the Disaster Management Act 57 of 2002	Request for the submission of weekly communication activity reports and plans	Circular 21 of 2020
Section 27/2 of the Disaster Management Act 57 of 2002	Coordination of Non Government Organisations (NGO's) Initiatives during the COVID 19 lockdown	Circular 22 of 2020
Section 27/2 of the Disaster Management Act 57 of 2002	Local Government Post Lockdown Recovery Plans	Circular 24 of 2020
Regulation 11A, published under Government Notice 43148 of 25 March 2020	Facilitation Of Council Meetings Via Media Platforms	Circular 25 of 2020
Section 27/2 of the Disaster Management Act 57 of 2002	Municipal Disaster Relief Grant Funding Allocation: Covid 19 Response And Intervention Measures	Circular 26 of 2020
Section 27/2 of the Disaster Management Act 57 of 2002	Guidance Note On Key Financial Processes Impacted By The Covid-19 National State Of Disaster	Circular 27 of 2020

COVID 19 RESPONSE INTERVENTIONS: CIRCULARS TO MUNICIPALITIES

NATIONAL REGULATIONS / CIRCULARS	KZN CIRCULAR	KZN CIRCULAR NO
Section 27/2 of the Disaster Management Act 57 of 2002	Guidelines to municipalities on virtual shortlisting & virtual interviews during COVID -19	Circular 28 of 2020
Section 27/2 of the Disaster Management Act 57 of 2002	Guidelines for the return of work and remote working arrangements following easing of the National lock down regulations	Circular 29 of 2020
Section 27/2 of the Disaster Management Act 57 of 2002	Filling of approved and prioritized scarce skills posts	Circular 30 of 2020
Section 27/2 of the Disaster Management Act 57 of 2002	Payment of ward committee members out of pocket expenses during the lockdown period due to the COVID 19 pandemic	Circular 31 of 2020
Regulation 11A, published under Government Notice 43148 of 25 March 2020	Guidelines to municipalities on how to handle COVID 19 incidents	Circular 34 of 2020
Section 27/2 of the Disaster Management Act 57 of 2002	Request For Daily Municipal Report On COVID 19 Cases	Circular 35 of 2020
Section 27/2 of the Disaster Management Act 57 of 2002	Non Submission Of Compliance Documents And Reports For Municipal Disaster Relief Grant Funding For COVID 19	Circular 36 of 2020

COVID 19 RECOVERY PLANS

COVID 19 RESPONSE INTERVENTIONS: RECOVERY PLANS – LG AND ECONOMIC SECTOR RECOVERY

- The KZN Economic Recovery Plan is structured into twelve streams (**Clothing & Textile, Informal Economy; Health & Innovation; 4IR, ICT & Innovation; Tourism; Trade and Investment; Infrastructure Development; Agriculture and Agro-processing; Creative Economy; informal economy, Red Tape and delays in regulatory environment.**
- Recovery plan for each sector have been developed outlining proposed short, medium and long term strategies to sustain the sector under the new norm that has been triggered by the pandemic
- Cross cutting and key areas of consideration are the following:
 - The need to do things differently – **4IR -Smart cities**, efficient energy, efficient water, **ICT and innovation** in all sectors.
 - Consideration of opportunities presented by **new economies**
 - Transformation of academics to **develop relevant skills which will supply critical sectors** and have a potential to support economic growth – Manufacturing, Agriculture, Retail, ect
 - Effectiveness of the **One Stop Shop** in unlocking development in the Province (**SCM, Act 70/70, Water Use License, Development Approvals, Roads Access Approvals**)
 - The issue of **dying industrial hubs** (Isithebe, Ezakheni, Mooi River, etc), historical KZN Beef Hubs (hides for leather products, link to automotive hubs)
 - **Broadband roll-out as a socio-economic stimulator** – e.g the tower at Caluza in Edendale which is estimated to benefit more than 5000 households within 50km radius
 - **Unlocking high impact development** eg Carto ridge Interchange as new nodal development

COVID 19 RESPONSE INTERVENTIONS: RECOVERY PLANS – LG AND ECONOMIC SECTOR RECOVERY

- KZN COGTA has developed a Post Lockdown Recovery Plan for the Department in line with its mandate to support local government, guided by the National and Provincial imperatives (legislation, policy guidelines and the ministerial regulations).
- The plan is based on five pillars, namely, Governance, Finance, Basic Service Delivery, Performance Management and the District Development Model.
- The Post Lockdown plan was adopted by the Provincial Cabinet on 20 May 2020.
- Furthermore, KZN COGTA engaged all 54 municipalities as a sector to develop their own individual Plans and these have been submitted to COGTA
- The focus is now on ensuring each district finalizes its Economic Recovery Plan informed by the Provincial Economic Recovery Plan that will be launched soon
- Each District is required to present the Economic Recovery Plan at the Provincial ESIED Cluster to ensure alignment with the Provincial Economic Recovery Plan. All plans to be finalized by 31 August 2020

BUSINESS CONTINUITY MANAGEMENT

- The Department has established a Business Continuity Management (BCM) Committee for COVID-19.
- The BCM Committee meets daily to monitor the COVID-19 related incidents occurrence and implement measures to combat the spread of virus as well as ensure business continuity in terms of provision of tools of trade, decontamination of facilities, reporting of cases in the department and municipalities.
- The BCM also advises the accounting Officer on any potential risks due to the pandemic

COGTA has set up the following to enhance communication

- Municipal Managers Whats App group
- Mayors Whats App group
- Virtual meetings for Munimec
- Virtual Meetings for PCF
- Daily COVID 19 stats updates to the Departmental notices email
- Visits to communities affected by disasters
- Water monitoring visits
- Daily Updates on Departmental Website
- Webinars of GBV, Local Government Recovery and Spatial Planning

WATER INTERVENTIONS

COVID -19 INTERVENTIONS: WATER

STATIC TANKS - DISTRIBUTION

INSTITUTION	DELIVERED STATIC TANKS PER WSA	COGTA 5000 l	RAND WATER 2700 l	RAND WATER 10 000 l
Newcastle	43	33	10	0
UGU	313	201	82	30
Umgungundlovu	156	156	0	0
Umngeni LM	20	10	10	0
Uthukela	360	165	135	60
Alfred Duma	10	10	0	0
Zululand	261	212	49	0
Abaqulusi (OSS)	128	48	80	0
Edumbe (OSS)	80	54	26	0
Uphongolo (OSS)	29	4	25	0
Ulundi (OSS)	30	0	30	0
Nongoma (OSS)	30	0	30	0
Umkhanyakude	357	177	120	60
Amajuba	145	81	64	0
King Cetshwayo	335	129	176	30
Harry Gwala	450	450	0	0
Ethekwini	300	300	0	0
uMhlathuze	253	135	98	20
Umzinyathi	480	480	0	0
Mvoti (OSS)	25	21	4	0
Msinga (OSS)	5	5	0	0
Msunduzi	141	139	02	0
Ilembe	239	190	49	00
Inkosi Dube	08	08	0	0
SAPS (ProvJoints)	2	2	0	0
TOTALS	4200	3000	1000	200



COVID -19 INTERVENTIONS: WATER

STATIC TANKS - INSTALLATION

INSTITUTION	DELIVERED STATIC TANKS PER WSA	PROGRESS WITH INSTALLATIONS
Newcastle	43	38
UGU	313	251
Umgungundlovu	156	156
Umngeni LM	20	20
Uthukela	360	169
Alfred Duma	10	10
Zululand	261	261
Abaqulusi (OSS)	128	78
Edumbe (OSS)	80	50
Uphongolo (OSS)	29	29
Ulundi (OSS)	30	2
Nongoma (OSS)	30	22
Umkhanyakude	357	297
Amajuba	145	30
King Cetshwayo	335	182
Harry Gwala	450	403
Ethekwini	300	300
uMhlathuze	253	120
Umzinyathi	480	272
Mvoti (OSS)	25	13
Msinga (OSS)	5	5
Msunduzi	141	30
Ilembe	239	135
Inkosi Dube	08	08
SAPS (ProvJoints)	2	2
TOTALS	4200	2786



COVID -19 INTERVENTIONS: WATER

WATER TANKERS – WSA CAPACITY

WSA	WSA OWN FLEET	OPERATION KHAWULEZA FLEET	WSAs HIRED FLEET	DWS HIRED FLEET	COGTA HIRED	DBE / RAND WATER FLEET	TOTAL WSA FLEET
Newcastle	2	2	3	2	2		11
Ugu	35	2	32	3	3		75
Umgungundlovu	0	2	48	2	1		54
Uthukela	31	2	0	4	2	3	39
Zululand	0	3	55	3	2	5	68
Umkhanyakude	17	3	0	4	2	5	31
Amajuba	2	2	4	2	2	2	14
King Cetshwayo	10	1	52	2	2		62
Harry Gwala	8	2	3	2	2	3	20
Ethekwini	88	0	53	0	0		141
uMhlathuze	22	0	9	2	1		34
Umzinyathi	23	2	0	2	1	2	30
Msunduzi	11	0	15	2	1		29
Ilembe	30	2	6	3	1	2	44
TOTALS	279	23	280	35	22	22	661

COVID -19 INTERVENTIONS: WATER BOREHOLES

- Through Tirisano Construction Trust a commitment of R6,650m to support municipalities with boreholes has been received and date of Commencement will be confirmed by the National Command Center These are for Maphumulo ward 1,3 and 9 Emadlangeni Ward 1,3,4 and 6, Abaqulusi Ward 1 and Greater Kokstad ward 6.
- Before the onset of the pandemic, MISA had commenced a programme to drill 24 boreholes in Newcastle and these were commissioned on the 21st of April, easing pressure in the Newcastle area. Two municipalities under Harry Gwala have also received 2 production boreholes through MISA
- COGTA funded programme for 251 boreholes has commenced for completion in December 2020

COVID -19 INTERVENTIONS: WATER BOREHOLES

CoGTA - NEW BOREHOLES PROGRAMME ALLOCATION PER DISTRICT

Water Service Authority	Boreholes ; Fitted With Hand Pumps	Production Boreholes ; Fitted With Electrically Driven Pumps
uThukela	49	16
uMzinyathi	25	20
Amajuba	40	0
Zululand	27	20
Umkhanyakude	0	24
Harry Gwala	17	13
Sub-totals	158	93
Total	251	



COGTA, SANDF AND UMKHANYAKUDE DISTRICT MUNICIPALITY WATER PURIFICATION AND CARTING INITIATIVE



- **Capability** to produce over **150 000 liters** of water per day (15 Water Tanker Loads).
- The following local municipalities will be the direct beneficiaries of the programme:
 - **UMhlabuyalingana** (Ward2, 3, 7) - Sbhoweni, Mtiwe, Mphakathini, etc
 - **Jozini** (Ward 2;3; 4;5) KwaJobe, Makhathini Flats, Ubombo, Izineshe, etc
 - **Big-5 Hlabisa** (Ward 2,3) Nibela, Mnqobokazi, Mduku, etc

WATER: SCHOOLS RE-OPENING READINESS

- The MEC COGTA convened a meeting with MEC Education; WSAs Mayors and Municipal Managers on 23/05/20 (Virtual – MS Teams to outline the decision by National Government to re-open schools on the 1st June 2020.
- The decision warrants that all spheres of government should work together to ensure water supply would not be a challenge in the schools when they reopen, noting the importance of water for hygiene control
- MEC for Education presented the water needs analysis for various schools in the KZN province.
- He committed DoE to continue paying their dues as practically as their affordability permits them
- **COGTA facilitated the signing of SLA between DOE and WSAs**
- **Work currently underway to process payments for the services rendered by WSAs**
- **WSAs are now replenishing the water as and when required**
- **Agreements were also reached to reconnect schools that had been disconnected**
- **The Government Debt Committee made up of COGTA, SALGA and Treasury is assisting with debt settlement**

WATER: SCHOOLS RE-OPENING READINESS- ALL TARGET MET

WSA	Total Schools	Without Water	Serviced as at 05 July	Target Completion
Newcastle	106	21	21	30 May
Ugu	489	267	267	11 June
Umgungundlovu	521	121	121	31 May
Uthukela	483	399	399	12 June
Zululand	750	128	128	01 June
Umkhanyakude	550	229	229	End of June
Amajuba	135	68	68	04 June
King Cetshwayo	652	250	250	14 June
Harry Gwala	447	341	341	31 May
Ethekwini	1074	190	190	31 May
uMhlathuze	32	32	32	30 May
Umzinyathi	514	347	347	05 June
Msunduzi	163	91	91	01 June
Ilembe	440	262	262	03 June
TOTALS	6193	2703	2703	

MIG RE-PRIORITIZATION TO COVID-19

MUNICIPALITY NAME	Project Name	MIG	PROJECT STATUS	HOUSEHOLDS SERVED
Ugu DM	Drilling of Boreholes in Umzumbe, Umdoni and Umuziwabantu	R 23 615 000.00	Construction- MISA & Cogta oversight	23200
Msunduzi Lm	Drilling of Boreholes	R 18 500 000.00	abandoned	
Umgungundlovu DM	Water Infrastructure- Manyavu, Engugu, Mqoba, Kwamathunya-Craieburn, Mbavu Swayimane	R 45 494 194.00	Construction-MISA oversight	9790
umngeni- 365160	Waste management	R 3 500 000.00	Completed-Site visits done	8000
Umngeni LM365381	Clearing of illegal dumpsite Clean and remove refuse and rubble from Dumpsite.	R 1 200 000.00	90% completed-Site visit done	20000
Umngeni LM 365300	installation of stormwater pipes	R 7 500 000.00	Construction	6000
Umngeni LM 365229	20 km gravelling of access roads to where water tanks are placed=R5,5 mil.	R 5 000 000.00	Completed- site visit done	9000
Umngeni LM=365153	20 Stands for water tanks	R 450 000.00	Completed- site visit done	34000

MIG RE-PRIORITIZATION TO COVID-19

MUNICIPALITY NAME	Project Name	MIG	PROJECT STATUS	HOUSEHOLDS SERVED
Uthukela DM	Refurbishment of WWTW in Ladysmith, Ekuvukeni, Ezakeni, Colenso, winter-ton and Bergville. (chlorination, humus pumps, aerators, repair and refurbish hand pumps in Msinga AND Nquthu LM	R 37 894 306.46	Completed- Site visit scheduled for end of August 2020	157019
Umzinyathi DM		R 12 317 730.00	90% construction completed- Site visit scheduled for end of August 2020	16632
Amajuba DM	Pressure Management along Buffalo Flats Bulk pipelines b. Install 6 Pump Stations and 6x 5kl elevated Tanks for Wards 4, 6, 9, 10,12 ,13= R23 887 800. Sealing of Brackfontein 10ML reservoir and related works R13 271 000	R 41 157 306.14	PROJECT ABANDONED	
Abaqulusi LM= MIS363486	Vryheid, Bloemveld, Lousburg, Coronation WWTW to bring the secondary activated sludge reactor back into operation. refurbish 4 aerators gearboxes and motors; refurbish and rehabilitation of 2 reactor submersible feed pumps	R 5 050 000.00	Completed- Site Visit on 20 August 2020	11538
Abaqulusi LM- 364355	Provision of water through drilling and equipping of 5 boreholes and installation of 11 container sanitation facilities to informal settlements	R 6 885 499.00	Completed- Site Visit on 20 August	1286

MIG RE-PRIORITIZATION to COVID-19

MUNICIPALITY NAME	Project Name	MIG	PROJECT STATUS	HOUSEHOLDS SERVED
Umkhanyakude DM	Refurbishment of existing schemes, boreholes and plant	R 53 150 000.00	Construction- weekly oversight by MISA	22 825
Jozini LM=363788	20 Boreholes , pumps and solar panels. 100 steel stands for tanks	R 8 032 750.00	Boreholes are 80% Completed and stands are completed- Site visit scheduled for end September 2020	19069
King Cetshwayo	Refurbishment and replacement of pumps, boreholes, wwtp, wtp etc	R 40 000 000.00	Completed- site visit scheduled for 24 August 2020	7650
Ilembe DM	69 spring protection; refurbishment and upgrades;drilling of 8 boreholes as per SAC letter; Refurbishment and upgrade of Mvoti WTW; Refurbishment and upgrade of existing water pumps and sewer pumps	R 50 235 000.00	Delays experienced with SCM Processes. Project still at BID evaluation stage. Construction realistically expected to start earliest August 2020 if adjudication is undertaken in July.	tbc
Harry Gwala DM	8 drilling of boreholes 8 x Drilling & equipping borehole with solar pumps, erection of a 2000l storage tank and a standpipe per borehole	R 3 000 000.00	Completed- awaiting Close out report	3121

Approved grant transfers R84m for short to medium term water projects

NAME	AMOUNT	PROJECT NAME	Date of Transfer	Project Duration	Total Beneficiaries/H H
Umzinyathi DM	R 2 800 000,00	Extension of reticulation network for uMsinga	05.02.2020	05	950
Uthukela DM	R 7 000 000,00	Moyeni/Zwelisha Water Supply Scheme Emergency Refurbishment Scoping	05.02.2020	06	43866
Amajuba DM	R 1 100 000,00	Danhauser and Madlangeni Local Municipality	08.01.2020	04	1100
Umhlathuze Water	R 29 000 000,00	Skhemelele/Scabazini Project	08.01.2020	13	6537
Ugu DM	R 2 700 000,00	Umzimkulu River Temporary Salt Containment Berm	08.01.2020	05	1200
Ugu DM	R 14 000 000,00	Upgrade of Umtanvuna Raw Water Pumpstation Electrical Supply	04.03.2020	07	No new households
Ugu DM	R 1 385 000,00	Malangeni Water Supply	04.03.2020	02	2000
Uthukela DM	R 8 000 000,00	Bergville Water Supply Upgrade Project (Kwadukuza)	11.03.2020	06	8773
Amajuba DM	R 1 210 000,00	Emergency Water Refurbishment and Upgrade in Danhauser and Emadlangeni LM Spring bok Langlagte Water Bulk River Crossing	04.03.2020	01	2560
Harry Gwala	R 15 000 000,00	Kokstad Water Supply and Underberg Water Supply	04.03.2020	06	1381
Newcastle	R 20 000 000,00	Refurbishment of 300 Toilets & Repairs /Upgrades of Reticulation Infrastructure	14.11.2019	07	21024
Zululand	R 1 900 000,00	Palace : Osuthu, Linduzulu and Enyokeni	30.03.2020	03	

PROVINCIAL WATER MASTER PLAN ALIGNED TO THE NATIONAL WATER MASTER PLAN

WHERE ARE WE HEADED ?

The goal is to produce a **water master plan** for KwaZulu-Natal, which takes cognizance of **current and future demand for water**, and which identifies **short, medium and long term interventions**, to ensure long term water security in KZN for domestic consumption, agriculture and other economic activity.

The WMP attempts to balance the focus between long term resource, bulk and secondary bulk planning (macro) With short term interventions at ward level (micro), to address lack of water within communities



WATER MASTER PLAN HIGH LEVEL STRATEGIC INTERVENTIONS

- ❖ **Need exists for comprehensive, cohesive and co-ordinated master plan, which informs the development of water infrastructure to meet current and long term water demands**
- ❖ **Extended Provincial Executive Council require assessment of status access at a ward level**
- ❖ **Five categories defined :**
 - ❑ **Households with yard connections ($\approx 75 \text{ l} / \text{ per capita} / \text{ day}$)**
 - ❑ **Households with “RDP” level of service (\approx communal standpipes)**
 - ❑ **Households without access due to dysfunctional infrastructure**
 - ❑ **Households dependent on water tankers & static tanks**
 - ❑ **Households with no service whatsoever**
- ❖ **All of the above categories require some form of intervention**
 - ❑ **Households with yard connections – current or future interventions to sustain level of service (LoS)**
 - ❑ **Households with “RDP” level of service – interventions to raise LoS**
 - ❑ **Households without access due to dysfunctional infrastructure – interventions to restore access**
 - ❑ **Households dependent on water tankers & static tanks – interventions to raise reliability and LoS**
 - ❑ **Households with no service whatsoever – interventions to ensure access to water**

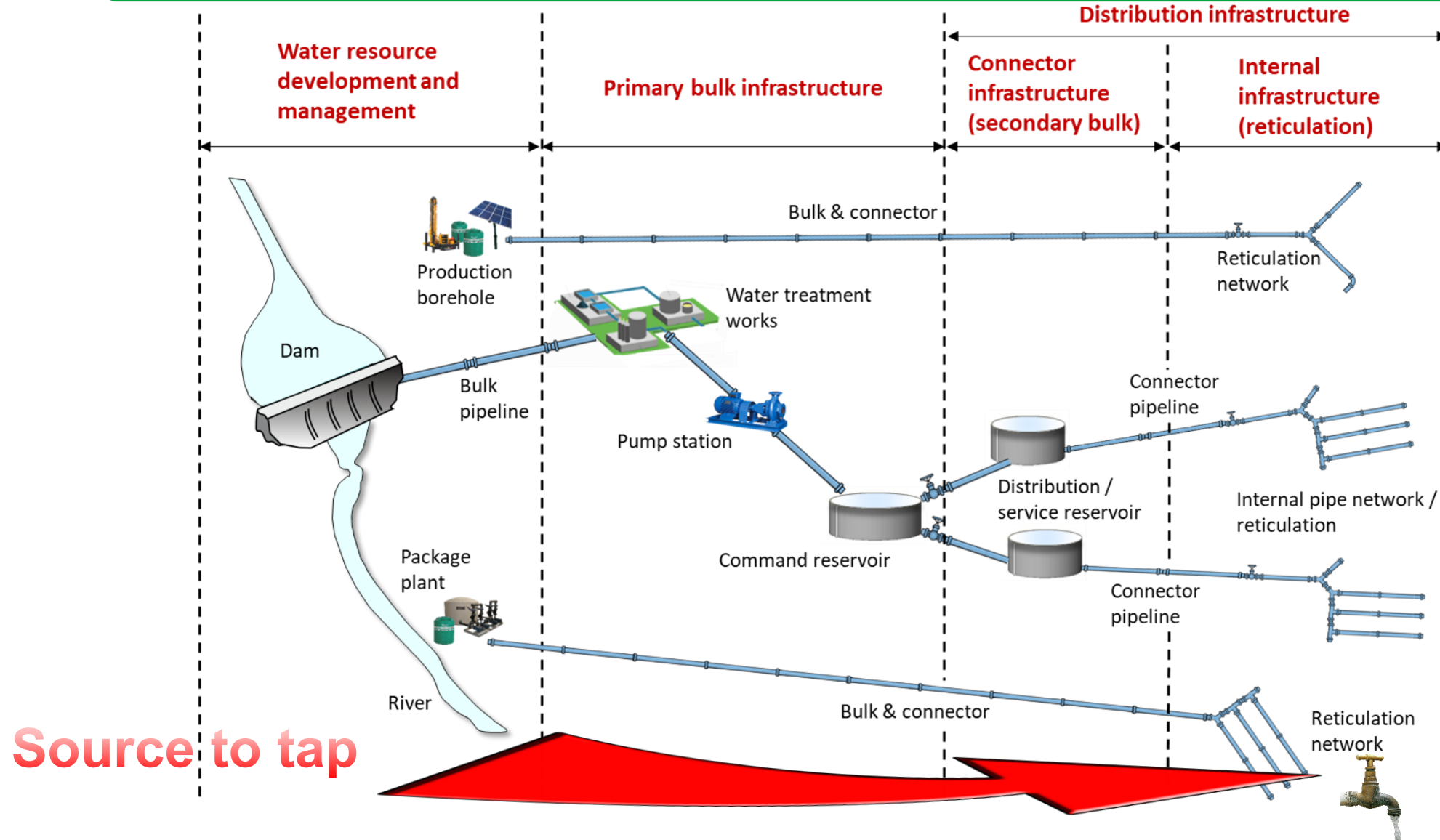
WATER MASTER PLAN OUTCOMES AND IMPACT

- The KwaZulu-Natal Water Master Plan takes cognizance of, and is aligned to, the National Water and Sanitation Master Plan
- Redistributing water for transformation, reviewing the spatial distribution of water and ensuring an equitable supply of water to all communities
- Reducing and eliminating backlogs in water supply
- Provision of a basic water allowance for each household
- Repair and replacement of water infrastructure
- Improvement of water quality
- Maintenance of water infrastructure and asset management and securing the water infrastructure
- Developing capacity for effective water planning, management and operations
- Water use per sector and equity in water allocation with special attention to the use of water in agriculture
- Planning for the future of demand of water supply
- Maximization of job creation through infrastructure development, operation and management

WATER MASTER PLAN OUTCOMES AND IMPACT

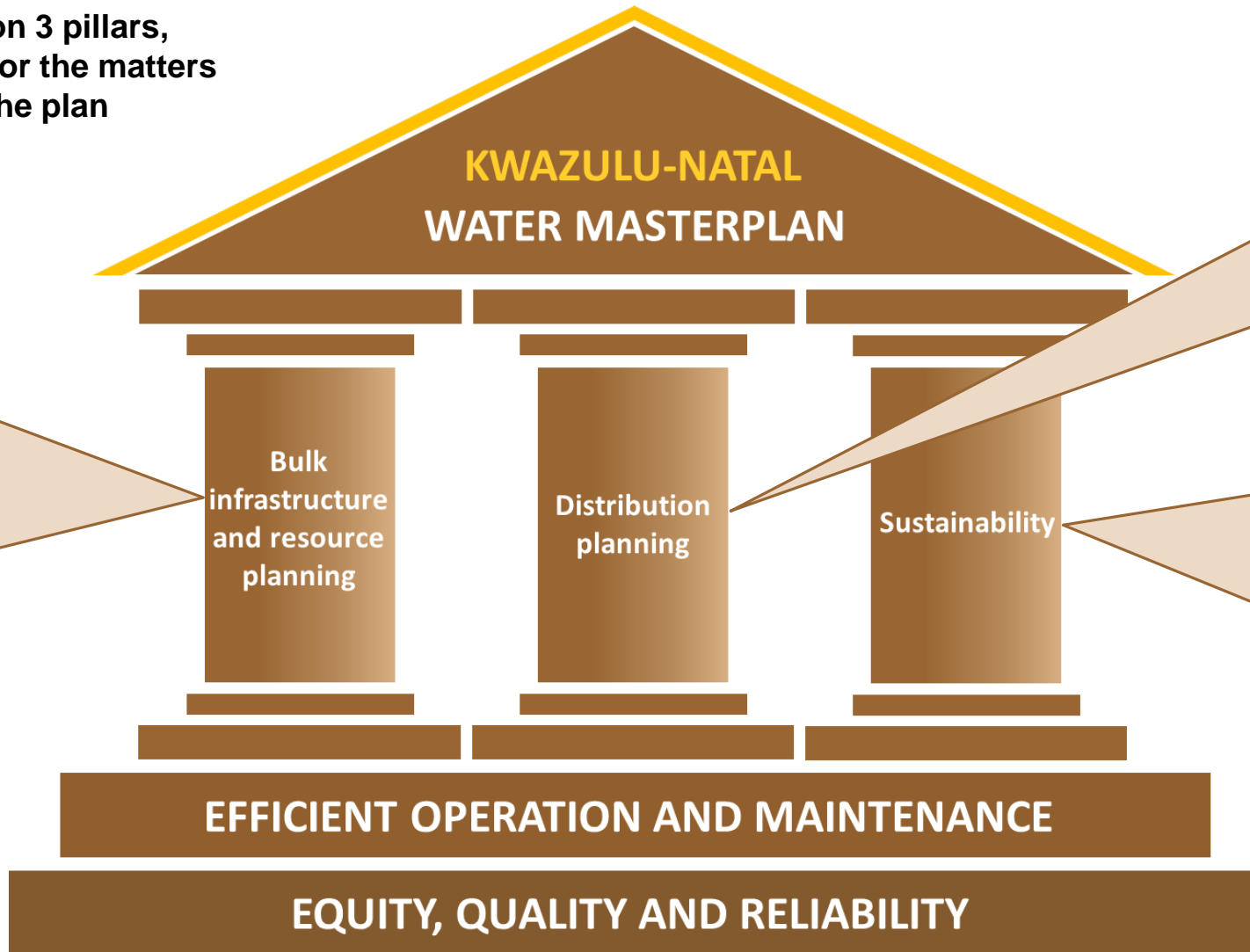
- Reducing demand and increasing supply
- Water conservations and demand management through community education, to precipitate behavioral change
- Ensuring water supply is addressed in Local Economic Development Planning
- Identifying new ways of acquiring water including rainwater harvesting and non-conventional sources such as desalination and recycling
- Challenges for the future of supply, taking into account population growth, climate change and other factors
- Management of the water resources including surface and ground water in each district
- Protection and refurbishment of natural water sources and environment
- Management of the cost / benefit of water to the economy and ensuring financial stability
- Wastewater treatment
- Building the capacity to make and implement plans, including identifying individual and institutional capacity building needs and budgets to assess and develop capacity

SOURCE TO TAP APPROACH TO THE MASTER PLAN



WMP PILLARS

The Water Master Plan rests on 3 pillars, which constitute the themes for the matters dealt with in each section of the plan



Pillar 1 deals with the security of raw water sources (surface and groundwater) and the abstraction, treatment and bulk distribution of potable water. Projections of growth in demand dictate the planning and identification of interventions aimed at the development and management of infrastructure, as and when required, to meet demand on a continuous basis

Pillar 2 deals with the distribution of potable water from the bulk and secondary bulk systems to the household consumer. The level of service (LoS) per ward is considered under this pillar

Pillar 3 deals with the ongoing viability of water service delivery, in particular the condition of existing infrastructure, remedial action and expedient management of the operation and maintenance to preclude financial and / or physical collapse of water services infrastructure

WMP STRUCTURE

Two volumes :

VOLUME 1 :

Recognises and identifies water supply problems from “Source to Tap” from DM to WSA to Regional Scheme to Sub-Scheme to Ward level

Creating the linkages from each source to each ward

VOLUME 2 :

Lists and prioritises the proposed action plans and solutions for current and future projects for :

- Water Resource Management and Security
- Water Treatment
- Bulk Distribution and Storage
- Potable Water Reticulation
- Revenue Assurance
- Data Management

DISINFECTING AND SANITISATION OF PUBLIC SPACES

SANITISATION, DISINFECTING & WASTE MANAGEMENT PROGRAMME

- ❖ Three primary hygiene programmes in response to COVID-19 :
 - ❑ Waste - cleaning, waste picking, clearing illegal dumping sites
 - ❑ De-sludging / emptying of VIP latrines, septic tanks and conservancy tanks by vacuum sewerage tanker – “honeysucker” and Clearing of sewer blockages and sewer spills
 - ❑ Sanitization – disinfection of public areas
- ❖ Targeted Priority Areas
 1. High Density and congested Townships
 2. Areas With High Traffic Volume
 3. Illegal Dumping Sites
 4. Informal Settlements
 5. Taxi Ranks
 6. Bus Ranks
 7. Dilapidated and secluded Town Areas
 8. Areas where Municipalities are not Collecting Waste Regularly
 9. Areas surrounding Sewer Spillages
- Massive sanitisation /disinfection of public places is done on different days and times that suits each municipality and these are taken as a precautionary measures against corona virus outbreak.
- The sanitisation interventions are also done in households living in areas with poor sanitary conditions, public places, ATMs, bus stations/terminals, taxi ranks, roadsides, shopping malls, municipal offices, grant pay-outs points and other public amenities.
- Municipalities and CoGTA also collaborate with the Departments of Human Settlements and Agriculture on the Sanitisation Interventions, especially in Informal Settlements areas.

SANITISATION, DISINFECTING & WASTE MANAGEMENT PROGRAMME

- ❖ Waste management is deemed critical in the management of spread of Covid-19. The disposed used masks, hand gloves, other contaminated material could fuel the already worsened situation
- ❖ The Province of KwaZulu Natal therefore deemed it critical to put clean up campaign plans to ensure that waste management and desludging in Municipalities. The plan includes cleaning, sanitising, and disinfecting priority urban, informal and towns across the province
- ❖ The plan also ensures that follow up clean up campaigns are conducted post lockdown as a proactive measure to curb further spread of Covid-19, promote public health, create public awareness on cleaner environment and to maintain stronger social cohesion- a fabric for the current lockdown
- ❖ CoGTA secured a Municipal Disaster Relief Grant of R47 million rands, from the NDMC. Grants were transferred directly to Municipalities on the 8th May 2020.
- ❖ The grant is specific for sanitation (chemicals for pit-toilets), decontamination of specific selected municipal spaces (i.e. municipal offices, municipal buildings used by communities) ablution facilities in public spaces ; Personal Protective Equipment (PPE) ; Hygiene packs (i.e dustbins, waste bins; waste skip bins etc).
- ❖ Draft programme has been developed and approved by the PCC as shown in the example in the next slide :

SANITISATION, DISINFECTING & WASTE MANAGEMENT PROGRAMME

TYPICAL INTERVENTION PROGRAMME FOR EACH MUNICIPALITY

Municipality	Priority Area/Ward/Hot Spots	Available Programme	Intervention Measure	Resources Available	Existing Schedules	Planned Intervention Date	Responsibility & Intervention Team
KZN212: Umdoni	<u>Waste Management</u> Scottburgh Taxi Rank, Public Toilets, Beaches, Main Street, Umzinto Taxi Rank, Bus Rank, Illegal Dumping Site, Amandawe & Amahlongwa <u>Sanitisation</u> Umzinto Taxi Rank & CBD Ward 13	Waste Management Sanitization of public facilities/ taxi ranks / bus ranks / CSC / community halls	Cleaning, Waste Picking, Clearing Illegal Dumping Sites Sanitization of public facilities/ taxi ranks / bus ranks / CSC / community halls	Waste Trucks, Waste Machinery, Waste Bins, Skip Bins, Refuse Bags, Brooms, Brush Cutters & Plastic Rake Disinfectant Sprayers Personnel PPE 1x fire truck with 2 pumps 1x Skid Unit heavy duty 1x Skid Unit Light duty 1x 3000 litre fire	<u>Refuse Weekly</u>	30 June, 2020	Cogta, District & Local Municipality DARD
KZN213: Umzumbe	<u>Waste Management</u> Taxi Ranks (Umtwalume, St faiths), New Taxi Rank in Mehlomyama, Phungashe Shopping Centre, SASSA Offices in Ward 19.	Waste Management	Cleaning, Waste Picking, Clearing Illegal Dumping Sites	Waste Trucks, Waste Machinery, Waste Bins, Skip Bins, Refuse Bags, Brooms, Brush Cutters & Plastic Rake Personnel PPE	<u>Refuse Weekly</u>	30 June, 2020	Cogta, District & Local Municipality DARD

PROGRESS ON SANITIZATION OF INFORMAL SETTLEMENT

DISTRICT	LOCAL MUNICIPALITY	NO. OF SETTLEMENTS	NO. OF HH
ETHEKWINI METRO	ETHEKWINI	20	33 625
UGU	UMDONI	5	2 500
UGU	RAY NKONYENI	3	2 950
UGU	UMUZIWABANTU	1	1 200
ILEMBE	KWADUKUZA	8	11 880
HARRY GWALA	GREATER KOKSTAD	3	2 800
HARRY GWALA	UBUHLEBEZWE	5	1 825
UMGUNGUNDLOVU	UMNGENI	4	1 096
UMGUNGUNDLOVU	UMSHWATI	3	420
UMGUNGUNDLOVU	MPOFANA	4	350
UMGUNGUNDLOVU	MKHAMBATHINI	5	733
UMGUNGUNDLOVU	RICHMOND	1	138
	UMSUNDUZI	29	14 700
		91	74 137

SANITISATION INTERVENTIONS- UMZINYATHI : SAMPLE INPUT, DATA IS AVAILABLE FOR ALL MUNICIPALITIES

Municipality	Date for intervention	Beneficiaries	Area	Preventative measure items	Responsibility
eNdumeni	30-31 March 2020	Communities in townships	Sthembile & Sibongile Townships	Sanitisation of public spaces in communities	Municipal Emergency Services
	01-03 April 2020	Bus and Taxi Rank operators ,passengers and Hawkers	Dundee Town, Dundee taxi ranks, Post Office, & all shopping centres	Sanitisation of hotspots areas (taxi ranks & CBD)	Municipal Emergency Services
	22-24 April 2020	Taxi Rank operators ,passengers and Hawkers	Glencoe Town, Glencoe taxi ranks, Post Office, & all shopping centres	Sanitisation of hotspots areas (taxi ranks & CBD)	Municipal Emergency Services
	21-24 April 2020	Communities in Informal settlement	Informal settlement – Dlamini Village	Sanitisation of Spaza shops, households – Covid -19 awareness, soap distribution	Municipal Emergency Services
	05- 07 May 2020	Taxi Rank operators ,passengers and Hawkers, Post Office	Dundee Town, Dundee taxi ranks, Post Office, & all shopping centres	Sanitisation of hotspots areas (taxi ranks & CBD)	Municipal Emergency Services
Umvoti	08 April 2020	Taxi Rank operators ,passengers and Hawkers	Muden shopping centre, petrol station and rank	Sanitisation of public places in CBD	Municipal Emergency Services
	09 April 2020	Taxi Rank operators ,passengers and Hawkers	Greytown three taxi ranks	Sanitisation of taxi ranks	Municipal Emergency Services
	09 April 2020	Greytown hospital	Greytown hospital	Sanitisation of the hospital	Municipal Emergency Services

SANITISATION INTERVENTIONS

Newcastle municipality: Sanitisation of Siyahlala-la and H39 -25 June 2020



Endumeni municipality: Sanitisation of municipal offices -29 June 2020



uMkhanyakude district municipality: Sanitisation of Mkuze CBD, police station, and taxi ranks -19 May 2020



SANITISATION INTERVENTIONS

Sanitisation /disinfection of public places . Municipal workers sanitises public spaces to curb the spread of COVID-19 in different municipalities


UGu and Umdoni municipalities: 02 May 2020 - Sanitisation of Scottburgh CBD and Police Station



SANITISATION INTERVENTIONS

Sanitisation /disinfection of public places . Municipal workers sanitises public spaces to curb the spread of COVID-19 in different municipalities

uPhongolo municipality: Sanitisation of Municipal Offices -21 April 2020



SANITISATION INTERVENTIONS

Sanitisation /disinfection of public places . Municipal workers sanitises public spaces to curb the spread of COVID-19 in different municipalities

Endumeni municipality: Sanitisation of Informal settlement – Dlamini Village - 21-24 April 2020 in collaboration with Department of Human Settlements and Agriculture



SANITISATION INTERVENTIONS

Sanitisation /disinfection of public places . Municipal workers sanitises public spaces to curb the spread of COVID-19 in different municipalities

eMadlangeni municipality: Sanitisation of Utrecht CBD, Post Office and Pension Pay-out Points -04 May 2020



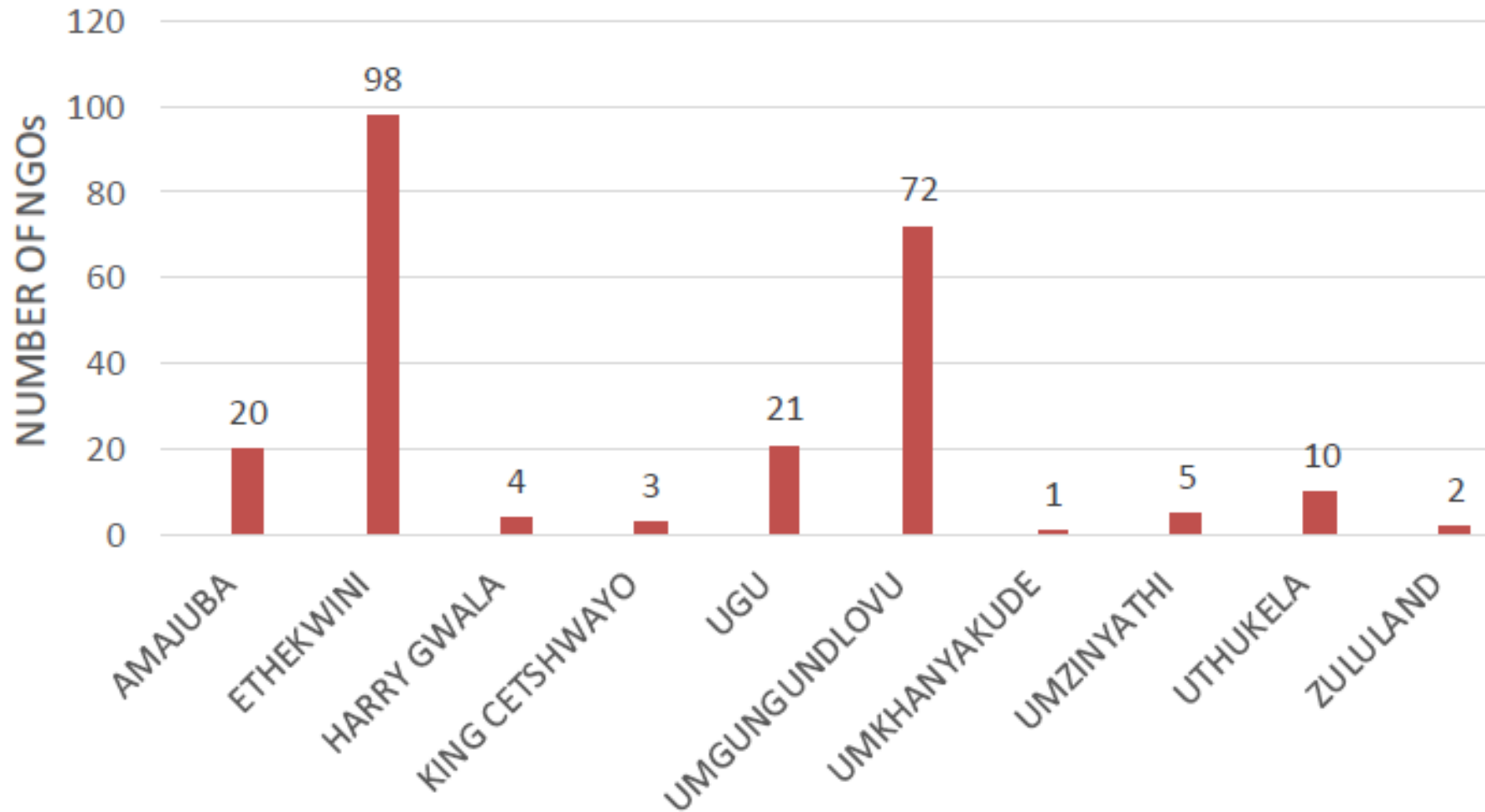
**Social partners support
(these are accredited by COGTA to support with relief)**

SOCIAL PARTNERS (NGOs)

DISTRICT	NUMBER OF ACCREDITED SOCIAL PARTNERS
AMAJUBA	20
ETHEKWINI	98
HARRY GWALA	4
ILEMBE	16
KING CETSHWAYO	3
UGU	21
UMGUNGUNDLOVU	72
UMKHANYAKUDE	1
UMZINYATHI	5
UTHUKELA	10
ZULULAND	2
PROVINCIAL ACCREDITED NGOS (RED CROSS, GIFT OF THE GIVERS etc)	8
PROVINCIAL TOTAL	260 NGOs

SOCIAL PARTNERS (NGOs)

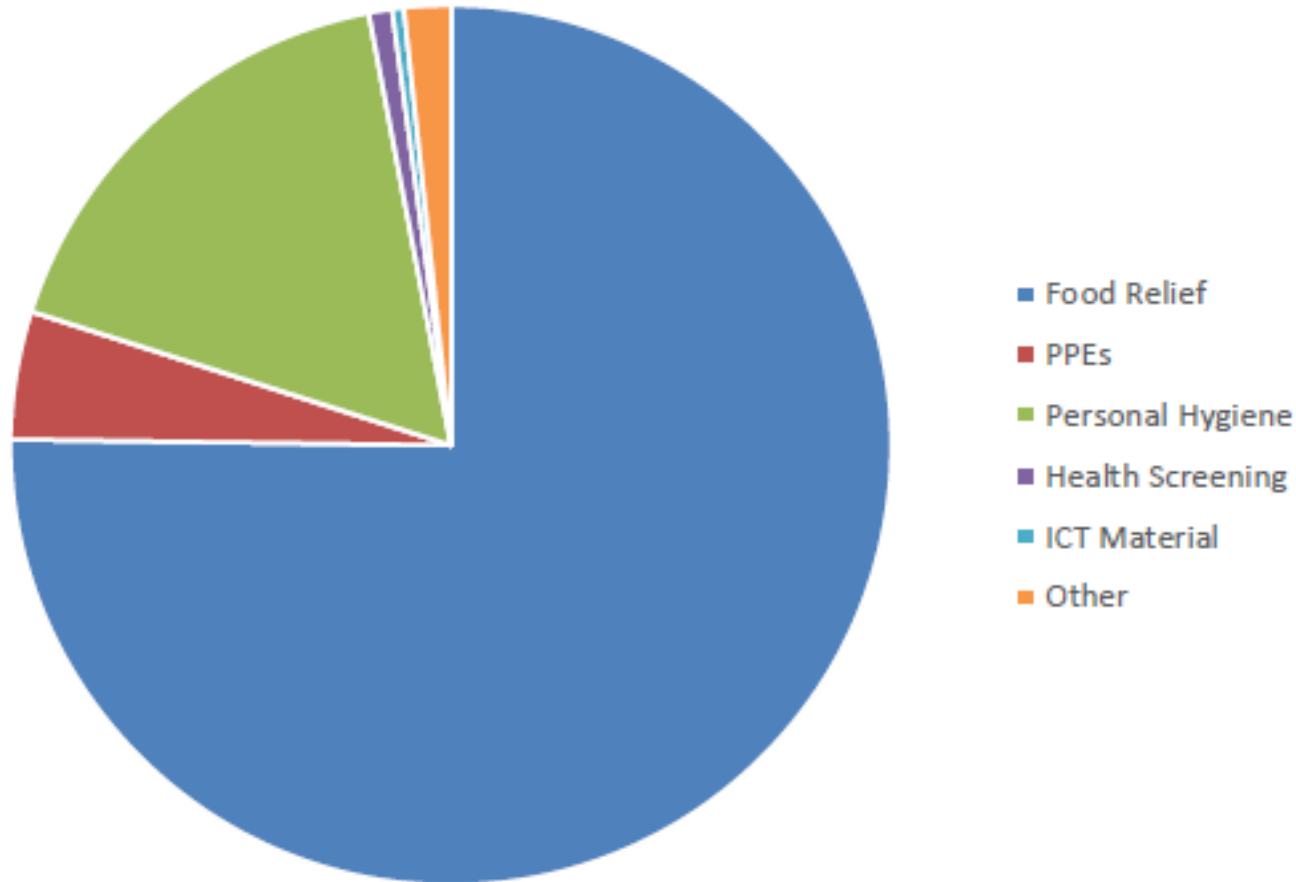
Social Partners Provincial Footprint



- A major challenge in the process, is the concentration of NGOs in eThekweni and UMgungundlovu area, at the disadvantage of a just and fair food distribution to other districts.
- •COGTA, has pleaded with NGOs to consider spreading their distributions beyond eThekweni, some have started yielding to the call.

SOCIAL PARTNERS (NGOs)

TYPES OF SOCIAL RELIEF OFFERED BY SOCIAL PARTNERS



- Food relief in the form of food hampers/packs is the highest form of social relief that has been offered by our Social Partners.
- Substantive offers and donations of any kind were referred to OTP, as COGTA does not directly receive offers or donation but rather facilitate permits for such to be distributed.

SOCIAL PARTNERS (NGOs and others)

Some Social Partners donated PPE for CDWs, who are at the fore-front of COVID-19 Public Participation Activations including relief & material distribution at community level.

DATE & TIME	DISTRICT	LOCAL MUNICIPALITY & WARD	NAME OF ORGANISATION & CONTACT DETAILS	QUANTITY & TYPE OF INTERVENTIONS
02 April 2020 09h00	eThekwini	Mayville COGTA	PennyAppeal Shaheen Sha	400 Sanitizers (100mls)
29 April 2020 09h00	eThekwini	Mayville COGTA	Siphilisiwe Foundation Thandi Mabhida	300 gloves 300 Face Masks
29 April 2020 10h00	eThekwini	Mayville COGTA	PennyAppeal Shaheen Sha	90 Face Masks

- Coca Cola- sparkling water
- Unilever – bars of soap
- Tongat hullet- Sanitisers
- Unicef – 11 water stations in Umkhanyakude and Abaqulusi (taxi ranks and informal settlements)
- Tirisano – boreholes but there are delays with SCM processes so no progress
- Tirisano- sanitisers

CEMETERIES AND BURIAL SITES

KZN STATUS OF CEMETERIES

- **Circular 4 of 2020, by KZN COGTA: COVID 19: Identifying number of burial spaces, Creation of a platform for stakeholders in handling of deceased persons.**
- Requesting Municipalities and DCC's to urgently **establish District Task Teams** with all relevant stakeholders as per circular 4 issued by COGTA;
- Directing Municipalities to **urgently review their by-laws too enable fast tracking of required burial sites** and in particular possible mass burials, in line with item 8Hd of the Disaster regulations in Gazette no. 589 issued on 25 May 2020;
- **Review municipal planning and budgeting** for attending to pauper burials;
- **Identify and co-ordinate where municipalities require additional support** to fast track cemetery land identification and preparations and ensure this is integrated with human settlement plans; and
- To **engage Traditional leaders** to assist in identifying suitable land for burials.
- Webinar on burial sites has been held
- Presentation to the Provincial House of Trads held
- Presentation to the DCCs underway

KZN STATUS OF CEMETERIES

DISTRICT	POPULATION	CEMETERY CAPACITY NEEDED GRAVES NEEDED OVER A 24 MONTH PERIOD	CEMETERY CAPACITY AVAILABLE
eThekwini	3,702,231	Between 22,213 and 55,533	Estimated 9,000 sites available
Ugu	753,336	Between 4,520 and 11,300	17,700 available.
uMgungundlovu	1,095,865	Between 6,575 and 16,438	19,800 sites available
uThukela	706,588	Between 4,240 and 10,599	2,900 plus available.
uMzinyathi	554,882	Between 3,329 and 8,323	Limited space but additional land available.
Amajuba	531,327	Between 3,188 and 7,970	60,000 plus available.
Zululand	892,310	Between 5,354 and 13,385	Space available but capacity details not provided to date.
uMkhanyakude	689,090	Between 4,135 and 10,336	To be confirmed.
King Cetshwayo	971,135	Between 5,827 and 14,567	37,000 plus sites
iLembe	657,612	Between 3,946 and 9,864	20 hectares (extent usable tbc) 300 site readily available.
Harry Gwala	510,865	Between 3,065 and 7,663	4,200 plus available

KZN COGTA is recommending the following

- Assistance to secure budget information for the one plan one budget from national departments
- Deployment of DGs to DMM technical hubs
- Engaging Tirisaso on the roll out of the borehole programme as committed
- Engaging Rand Water and DWS on extending the period of deployment of water trucks (withdrawal is end of August)
- Resolving the purchase of water trucks under MIG since DWS still doesn't fund the purchase. Some municipalities like Harry Gwala have already committed their MIG towards the initiative in order to reduce hiring of tankers
- COGTA to consider a special grant for the maintenance of municipal infrastructure given the bad state of infrastructure in some municipalities



cogta

Department:
Cooperative Governance and Traditional Affairs
PROVINCE OF KWAZULU-NATAL

THANK YOU



cogta

Department:
Cooperative Governance and Traditional Affairs
PROVINCE OF KWAZULU-NATAL

Let's grow KwaZulu-Natal together