



# **SAPS PRESENTATION TO THE PORTFOLIO COMMITTEE**

**COVID-19 LOCKDOWN**

2020-07-21



# TABLE OF CONTENTS



- ***PART 1***

Management of level 3 lockdown

- Comparative statistics
- Case management during lockdown

- ***PART 2***

Gender base violence cases during lockdown

Provincial turn-around plan for GBV

- ***PART 3***

Casualties Covid-19



# ***PART 1***



# MANAGEMENT OF LEVEL 3 LOCKDOWN RULES



- Province is managed through the PROVJOINTS and meetings are held every Monday, Wednesday and Friday. All COVID-19 matters are monitored in that forum and binding resolutions are made therein. Where PROVJOINTS cannot make a decision or where clarity is sought, the matter is escalated to the NATJOINTS.
- Cluster Commanders hold meetings with relevant role-players at their level and escalate issues to the PROVJOINTS where necessary.
- SAPS is also a participant to KwaZulu-Natal Joint Operations Committee for COVID-19 held daily at EThekweni Disaster Management Centre. This committee reports and gets feedback from the Provincial Command Centre chaired by the Premier.
- Reports are compiled and transmitted to NOCC and NATJOINTS on daily basis.
- The amended regulations were discussed with all JOINTS role-players. The discussion was led by the SAPS legal official.



# MANAGEMENT OF LEVEL 3 LOCKDOWN RULES



- Cluster Commanders and Station Commanders were instructed to partner with enforcers from other government departments and enforce the regulation by executing the following strategies:
  - Integrated roadblocks including the Department of Health
  - Vehicle check points at entry and exit routes of Station / Clusters and Provincial borders
  - Stricter enforcement at ports of entry
  - Increase visibility through blue light patrols (enforcing curfew)
  - Monitoring of social distancing at shopping malls and pension pay-outs
  - Encourage the wearing of face masks
  - Restrict movement of people and loitering
  - Supporting the Department of Health in their community screening and testing by :
    - Escorting the health workers to households
    - Increase patrols in the vicinity of screening
    - Cordoning of the area where the screening is taking place
- Guarding offenders in isolation who have contravened the regulations
- Providing continuous visibility at institutions affected by community protests in respect of COVID-19



# COMPARATIVE STATISTICS

2020-01-01 TO 2020-03-26 & 2020-03-27 TO 2020-07-19

6

KwaZulu-Natal - Province				
Contact Crimes	2019-01-01 to 2019-03-26 vs 2020-01-01 to 2020-03-26		2019-03-27 to 2019-07-19 vs 2020-03-27 to 2020-07-19	
	Case Diff	% Change	Case Diff	% Change
Murder	84	8.6%	-515	-32.7%
Attempted Murder	-43	-4.2%	-219	-17.1%
Total Sexual Offences	6	0.2%	-1023	-34.5%
Assault GBH	362	5.7%	-2522	-32.6%
Assault Common	620	10.6%	-1847	-26.0%
Robbery Aggravating (Att Incl)	220	4.2%	-2401	-32.6%
Common Robbery (Att Incl)	220	13.4%	-921	-39.4%
<b>Total Contact Crimes</b>	<b>1469</b>	<b>6.3%</b>	<b>-9448</b>	<b>-31.1%</b>
<b>Contact Related Crimes</b>				
Arson	20	12.1%	-46	-18.4%
Malicious Damage To Property	39	1.2%	-837	-20.4%
<b>Total Contact Related Crimes</b>	<b>59</b>	<b>1.7%</b>	<b>-883</b>	<b>-20.3%</b>
<b>Property Related Crimes</b>				
Burglary (Excluding Residential) (Att Incl)	66	2.6%	427	13.2%
Burglary (Houses) (Att Incl)	-250	-2.7%	-2507	-21.9%
Theft Of Motor Vehicle And Cycle (Att Incl)	99	5.3%	-1333	-50.3%
Theft Off/From Motor Vehicle (Att Incl)	-13	-0.3%	-1876	-39.4%
Theft Of All Stock	-194	-12.2%	-160	-7.5%
<b>Total Property Related Crimes</b>	<b>-292</b>	<b>-1.5%</b>	<b>-5449</b>	<b>-22.5%</b>
<b>Other Serious Crimes</b>				
Shoplifting	-74	-2.9%	-1396	-42.3%
Theft (Other) (Att Incl)	588	6.2%	-3503	-27.7%
Fraud	-165	-4.2%	-1164	-23.9%
<b>Total Other Serious Crimes</b>	<b>349</b>	<b>2.2%</b>	<b>-6063</b>	<b>-29.1%</b>



# COMPARATIVE STATISTICS

2020-01-01 TO 2020-03-26 & 2020-03-27 TO 2020-07-19

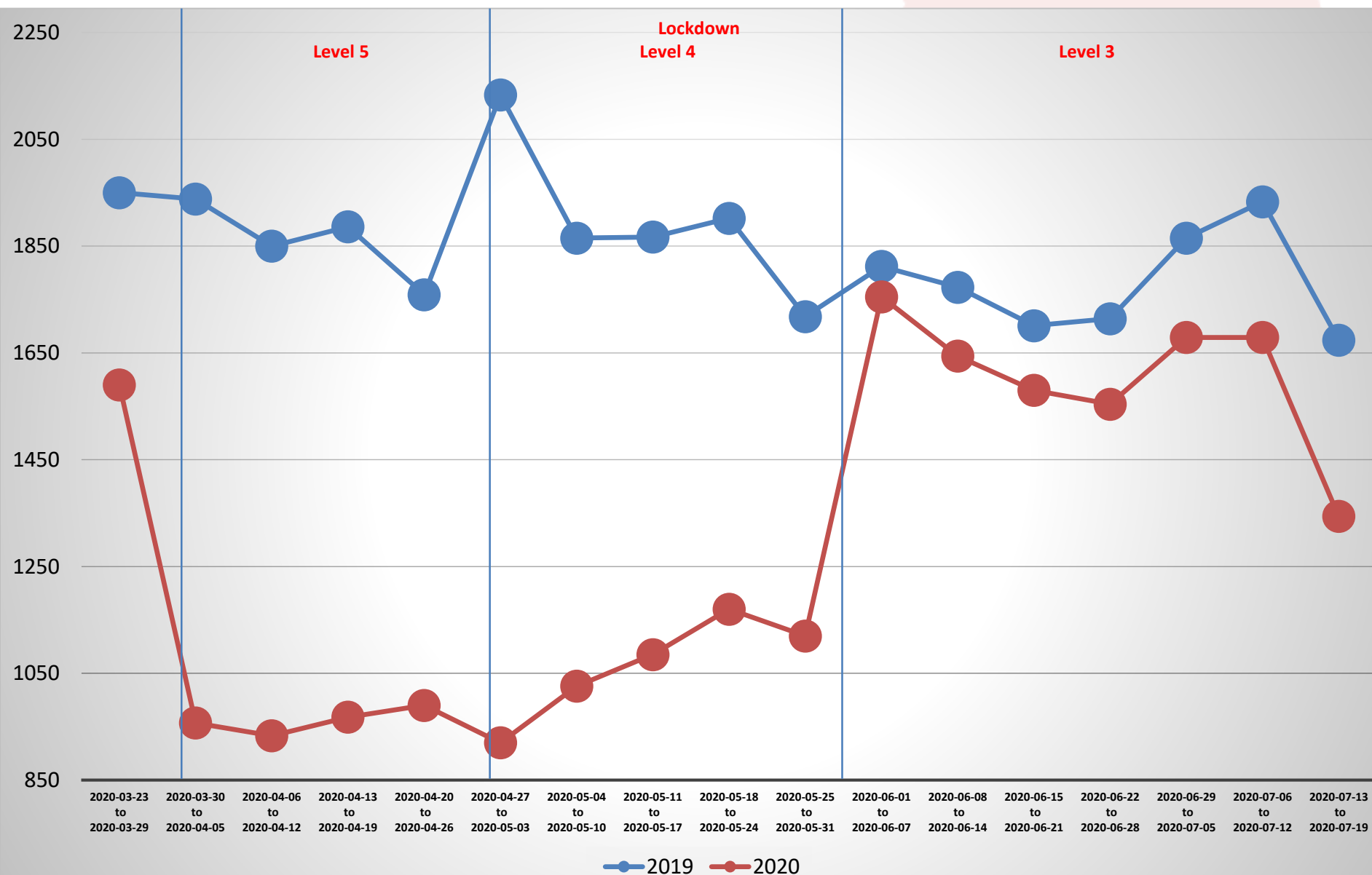
7

KwaZulu-Natal - Province				
Crimes Dependent On Police Action	2019-01-01 to 2019-03-26 vs 2020-01-01 to 2020-03-26		2019-03-27 to 2019-07-19 vs 2020-03-27 to 2020-07-19	
	Case Diff	% Change	Case Diff	% Change
Drug Related Crime	911	17.4%	-4100	-54.7%
Driving Under The Influence	-296	-7.5%	-5311	-88.1%
Illegal Possession Of Firearms And Ammo	-274	-29.3%	-254	-25.9%
Sexual Offences: As Result Of Police Action	-434	-41.5%	-1037	-87.3%
<b>Total Crimes Dependent On Police Action</b>	<b>-93</b>	<b>-0.8%</b>	<b>-10702</b>	<b>-68.2%</b>
<b>Subcategories of Robbery Aggravating</b>				
Truck Hijacking * (No Attempts)	-3	-20.0%	1	5.8%
Robbery Cash In Transit * (No Attempts)	-1	-25.0%	-7	-87.5%
Bank Robberies * (No Attempts)	0	0 Cases	0	0 Cases
<b>Trio Crimes</b>				
Car Jacking * (No Attempts)	85	12.9%	-438	-44.2%
House Robbery * (Att Incl)	6	0.5%	-249	-17.8%
Business Robbery * (Att Incl)	-21	-2.9%	-289	-27.6%
<b>Total Trio Crimes</b>	<b>70</b>	<b>2.8%</b>	<b>-976</b>	<b>-28.4%</b>
<b>Breakdown of Sexual Offences</b>				
Rape (Att Incl)	1	0.0%	-895	-35.9%
Sexual Assault	-21	-5.9%	-135	-30.9%
Contact Sexual Offences	26	66.6%	7	24.1%
<b>Total 17 Priority Crimes (Excl CDPA)</b>	<b>1585</b>	<b>2.6%</b>	<b>-21843</b>	<b>-27.4%</b>



# Total Contact Crimes trend analysis

## Provincial trend (Monday to Sunday)





# CASE MANAGEMENT: LOCKDOWN CHARGES

## 27 MARCH 2020 – 19 JULY 2020



TOTAL DOCKETS REGISTERED	26 271	STILL UNDER INVESTIGATION	376
		FINALISED	8 246
TOTAL SUSPECTS ARRESTED	28 265	IN CUSTODY	0
		RELEASED	5 103
OFFENCE			
LIQUOR RELATED OFFENCES			1 553
GATHERING RELATED OFFENCES			648
RESIDENTIAL RELATED OFFENCES			18 857
CROSS BORDER RELATED OFFENCES			247
BUSINESS RELATED OFFENCES			3 021
TRANSPORT RELATED OFFENCES			1 107
RAILWAY RELATED OFFENCES			0
MAKING MISREPRESENTATION / STATEMENT TO DECEIVE			18
PROPERTY CRIME eg SCHOOLS etc			667
OTHER PRIORITY OFFENCES			153
TOTAL			26 271



# CASE MANAGEMENT: LOCKDOWN CHARGES

## 27 MARCH 2020 – 19 JULY 2020



SAPS	Total Dockets Registered	13	Still Under investigation	7
			Finalised	6
SANDF	Total Dockets Registered	0	Still Under investigation	0
			Finalised	0
METRO	Total Dockets Registered	0	Still Under investigation	0
			Finalised	0
TRAFFIC	Total Dockets Registered	0	Still Under investigation	0
			Finalised	0
OTHERS	Total Dockets Registered	4	Still Under investigation	4
			Finalised	0
TOTAL		17		



# CASE MANAGEMENT: LOCKDOWN CHARGES

## 27 MARCH 2020 – 19 JULY 2020



<u>OFFENCE</u>	<u>SAPS</u>	<u>SANDEF</u>	<u>METRO</u>	<u>TRAFFIC</u>	<u>OTHERS</u>	<u>TOTAL</u>
LIQUOR RELATED OFFENCES	4	0	0	0	0	4
GATHERING RELATED OFFENCES	1	0	0	0	2	3
RESIDENTIAL RELATED OFFENCES	1	0	0	0	0	1
CROSS BORDER RELATED OFFENCES	1	0	0	0	0	1
BUSINESS RELATED OFFENCES	3	0	0	0	0	3
TRANSPORT RELATED OFFENCES	0	0	0	0	0	0
RAILWAY RELATED OFFENCES	0	0	0	0	0	0
MAKING MISREPRESENTATION / STATEMENT TO DECEIVE	0	0	0	0	1	1
OTHER OFFENCES	3	0	0	0	1	4
TOTAL	<b>13</b>	<b>0</b>	<b>0</b>	<b>0</b>	<b>4</b>	<b>17</b>



# ***PART 2***



# GBV CASES DURING LOCKDOWN



## COMPARATIVE STATISTICS: SELECTED CRIMES

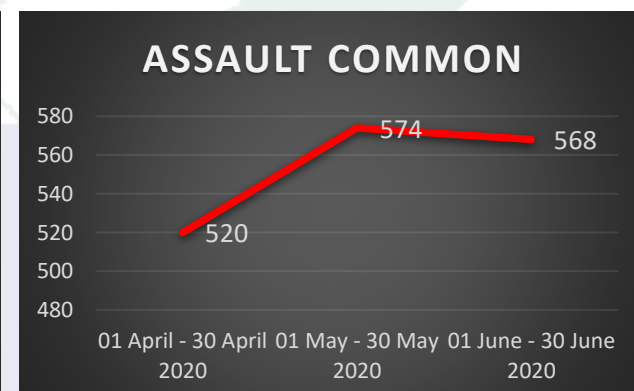
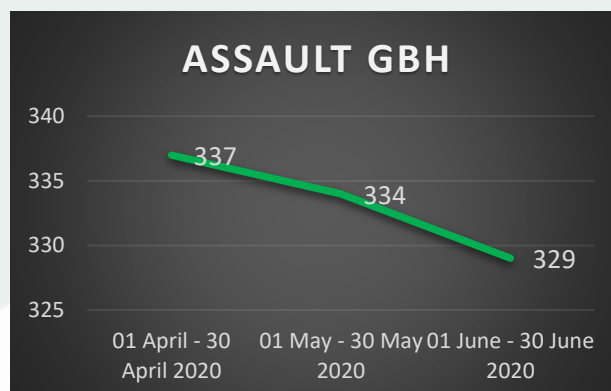
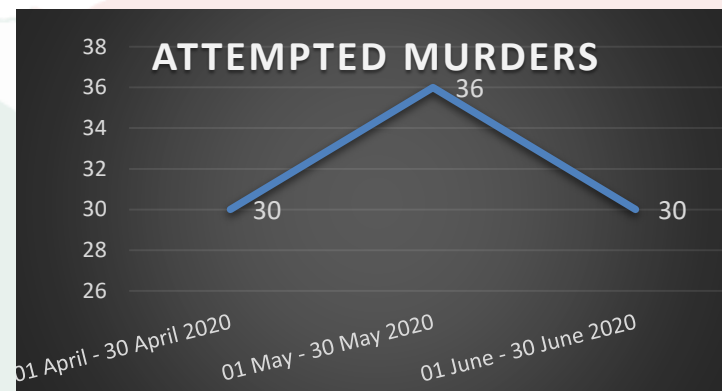
### KwaZulu-Natal - Province

Contact Crimes	2019-03-27 to 2019-06-30	2020-03-27 to 2020-06-30	cas diff	% Change	2020-04-01 to 2020-04-30	2020-05-01 to 2020-05-30	cas diff	% Change	2020-05-01 to 2020-05-30	2020-06-01 to 2020-06-30	cas diff	% Change
Murder (Dssc01)	226	104	-122	-54.0%	28	31	3	10.7%	31	40	9	29.0%
Attempted Murder (Dssc02)	206	104	-102	-49.5%	30	36	6	20.0%	36	30	-6	-16.7%
Sexual Offences	1896	769	-1127	-59.4%	268	217	-51	-19.0%	217	212	-5	-2.3%
Assault GBH (Dssc12)	2652	1076	-1576	-59.4%	337	334	-3	-0.9%	334	329	-5	-1.5%
Assault Common (Dssc13)	3452	1802	-1650	-47.8%	520	574	54	10.4%	574	568	-6	-1.0%





# GBV LOCKDOWN LEVELS CRIME ANALYSIS

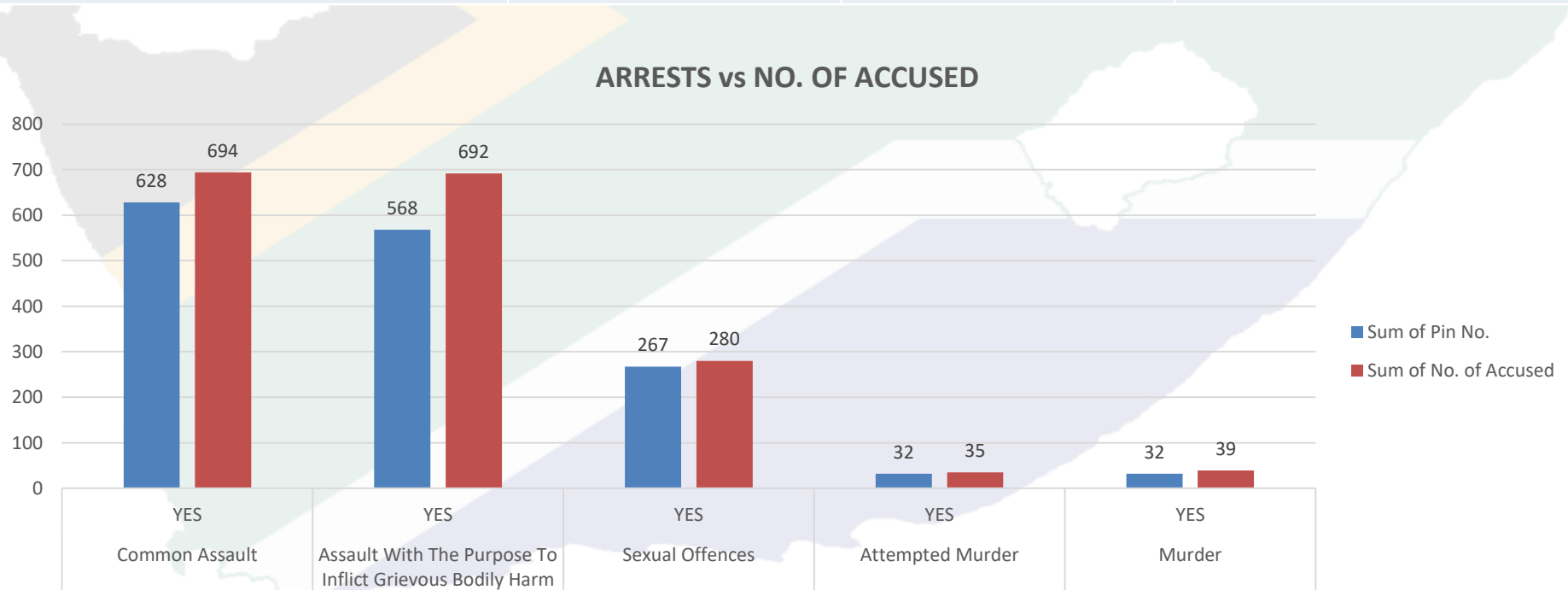




# TOTAL CASES vs ACCUSED ARRESTED



OFFENCE	TOTAL CASES REGISTERED	TOTAL NO. OF CASES WITH ARRESTS	TOTAL SUSPECTS ARRESTED
MURDER	104	32 CASES	39 SUSPECTS
ATTEMPTED MURDER	104	32 CASES	35 SUSPECTS
ASSAULT GBH	1076	568 CASES	692 SUSPECTS
COMMON ASSAULT	1802	628 CASES	694 SUSPECTS
SEXUAL OFFENCES	769	267 CASES	280 SUSPECTS
TOTAL CASES :	<b>3855</b>	<b>1527 CASES</b>	<b>1740 SUSPECTS</b>





# PROVINCIAL OVERVIEW: 27th MARCH TO 30th JUNE 2020

## WOMEN AND CHILDREN COMBINED



Cluster	Assault With The Purpose To Inflict Grievous Bodily Harm	Attempted Murder	Common Assault	Murder	Sexual Offences	Grand Total
Amajuba (Cluster 1)	54	4	156	6	33	253
Ethekwini Central (Cluster 2)	17	9	91	3	23	143
Ethekwini Inner & Outer West (Cluster 7)	48	7	114	7	31	207
Ethekwini Inner North (Cluster 3)	90	6	176	13	54	339
Ethekwini Inner South (Cluster 5)	35	9	113	5	30	192
Ethekwini Outer North (Cluster 4)	15	3	98	2	23	141
Ethekwini Outer South (Cluster 6)	79	11	145	7	61	303
Harry Gwala (Cluster 8)	50	2	36	7	28	123
Ilembe (Cluster 9)	61	2	64	5	49	181
King Cetshwayo (Cluster 16)	155	17	187	9	90	458
Ugu (Cluster 10)	65	13	118	7	46	249
Umgungundlovu North (Cluster 11)	66	1	61	3	49	180
Umgungundlovu South (Cluster 12)	58	3	141	8	49	259
Umkhanyakude (Cluster 13)	73	2	58	10	56	199
Umzinyathi (Cluster 14)	42	1	66	8	30	147
Uthukela (Cluster 15)	96	8	105	8	52	269
Zululand (Cluster 17)	78	5	74	6	52	215
<b>Grand Total</b>	<b>1082</b>	<b>104</b>	<b>1803</b>	<b>104</b>	<b>756</b>	<b>3855</b>



# CASES vs ACCUSED ARRESTED PER CLUSTER



	Assault GBH		Att Murder		Common Assault		Murder		Sexual Offences		CLUSTER TOTALS	
	ARRESTS	SUSPECTS	ARRESTS	SUSPECTS	ARRESTS	SUSPECTS	ARRESTS	SUSPECTS	ARRESTS	SUSPECTS	CASES	SUSPECTS
CLUSTER												
Amajuba	29	32	1	1	79	93	3	3	14	15	126	144
Ethekwini Central	4	4	6	9	21	21	0	0	4	4	35	38
Ethekwini Inner & Outer West	33	39	4	4	59	69	2	2	15	15	113	129
Ethekwini Inner North	37	37	0	0	55	56	3	3	14	14	109	110
Ethekwini Inner South	8	8	3	3	13	13	0	0	13	16	37	40
Ethekwini Outer North	7	8	2	2	9	10	0	0	9	9	27	29
Ethekwini Outer South	39	52	1	1	40	51	2	3	27	28	109	135
Harry Gwala	30	40	0	0	15	17	3	3	5	5	53	65
Ilembe	31	35	1	1	19	20	1	1	19	20	71	77
King Cetshwayo	79	104	4	4	83	86	2	2	23	24	191	220
Ugu	39	57	3	3	38	39	1	1	10	10	91	110
Umgungundlovu North	29	35	0	0	10	11	1	1	18	19	58	66
Umgungundlovu South	21	22	1	1	33	34	2	4	15	17	72	78
Umkhanyakude	48	57	0	0	32	32	5	5	17	17	102	111
Umzinyathi	30	34	0	0	28	29	3	5	13	15	74	83
Uthukela	57	67	3	3	54	64	2	2	20	21	136	157
Zululand	47	61	3	3	40	49	2	4	31	31	123	148
Grand Total	568	692	32	35	628	694	32	39	267	280	1527	1740

Ethekwini District  
total arrests:  
Cases- 430  
Accused- 481

Umgungundlovu  
District total  
arrests:  
Cases- 130  
Accused- 144



## TOP 10 STATIONS



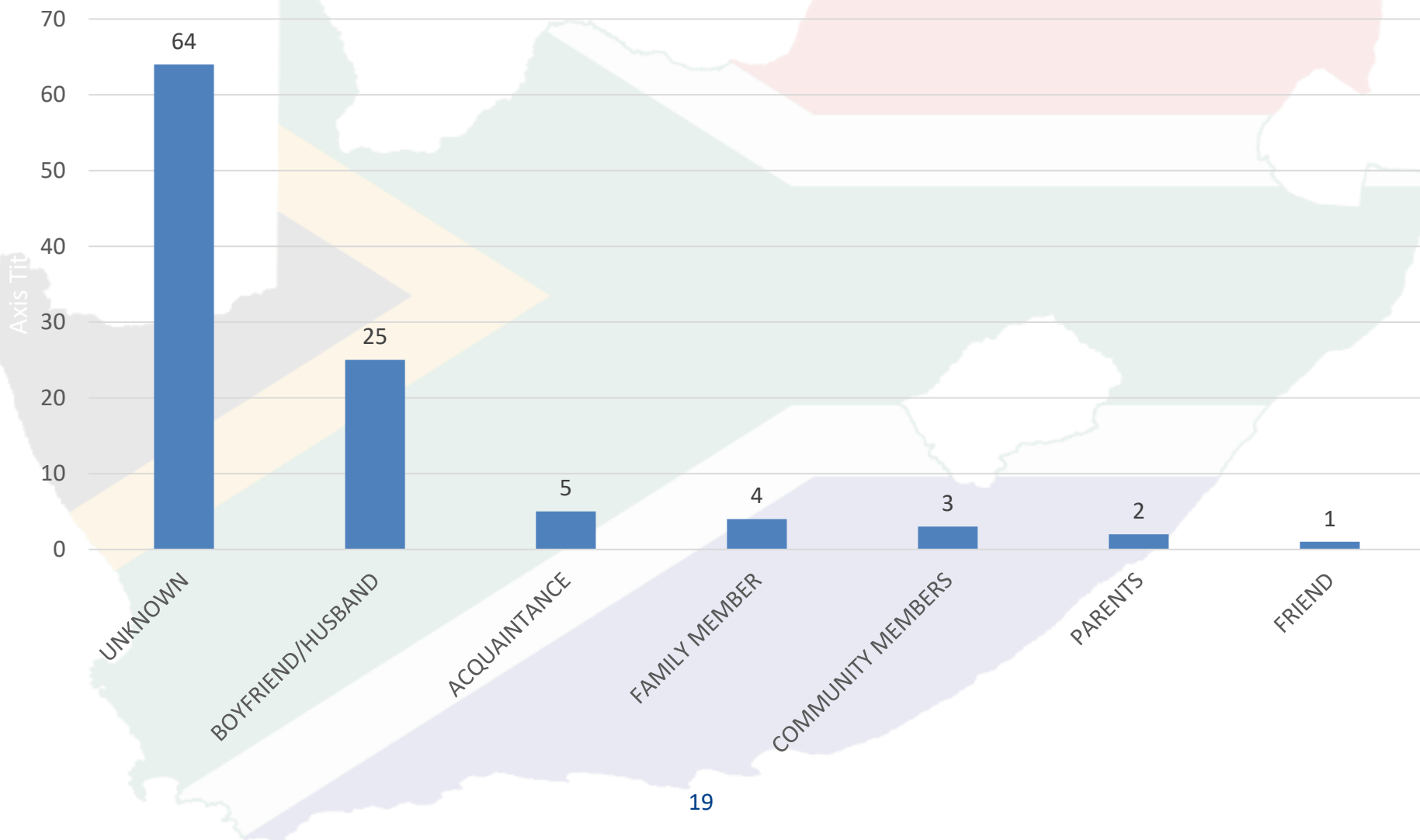
CLUSTER	STATION	TOTAL GBV CASES
Umgungundlovu South	Plessislaer	134
Ethekwini Outer South	Umlazi	121
Ethekwini Inner North	Inanda	120
King Cetshwayo	Empangeni	105
Amajuba	Madadeni	99
Ethekwini Inner North	Ntuzuma	95
Umgungundlovu North	Mountain Rise	79
King Cetshwayo	Eshowe	77
Amajuba	Osizweni	66
Uthukela	Ladysmith	64



# MURDER: RELATIONSHIPS ANALYSIS



RELATIONSHIP BETWEEN VICTIM AND OFFENDER

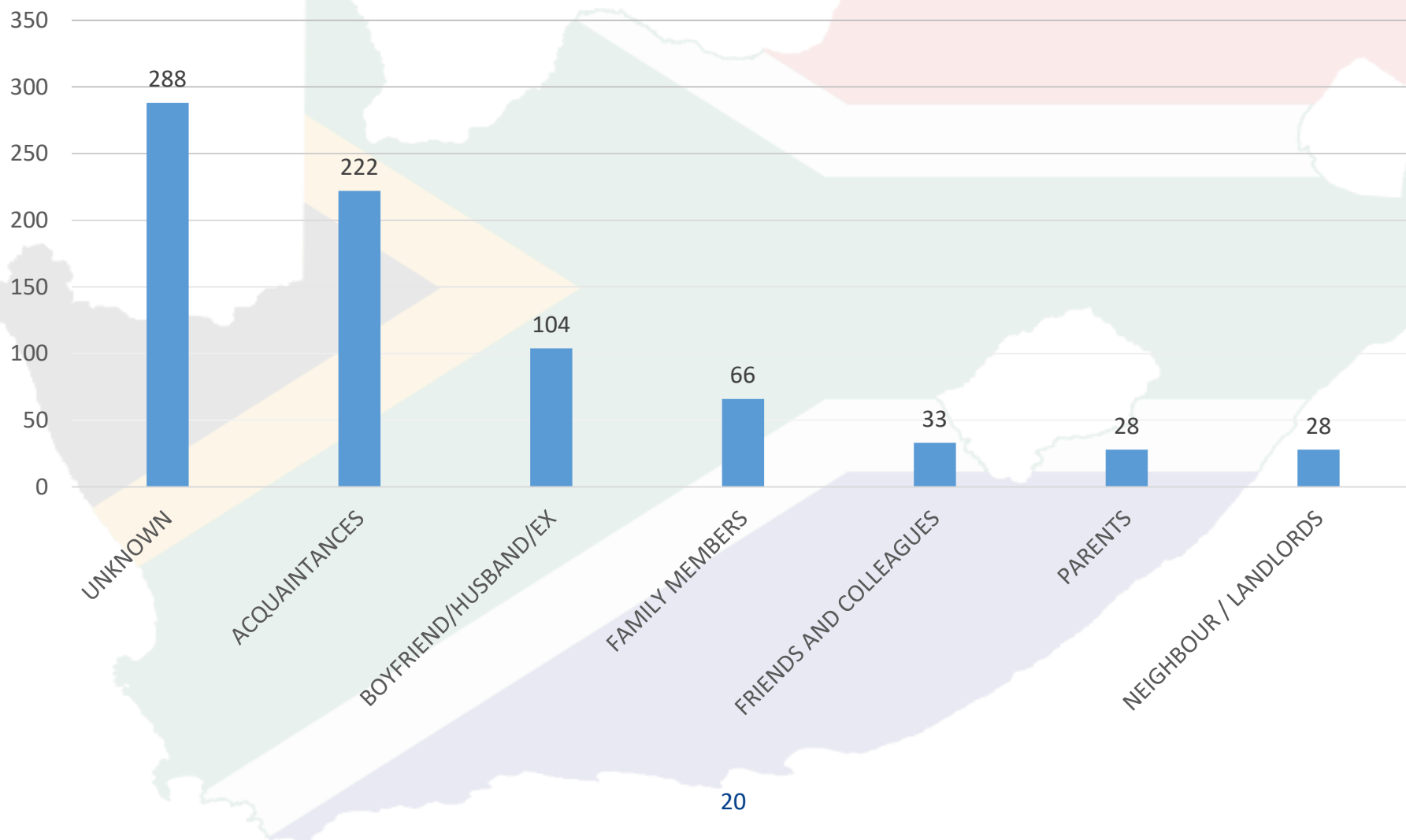




# SEXUAL OFFENCES: RELATIONSHIPS ANALYSIS



## SEXUAL OFFENCES : RELATIONSHIPS





# GENERATORS OF GBV CRIMES AND CONTRIBUTING FACTORS



## Socio Economic condition

- Dysfunctional families and relationships
- Child headed homes
- Alcohol and substance abuse

## Spatial/Environmental Design

- Poor / lack of lighting
- Poor road conditions – for easy access
- Overgrown/dense bushes

## Other factors

- Parolees, repeat offenders and habitual offenders (offenders committing multiple categories of offences)
- Proliferation of firearms



# PROVINCIAL TURN-AROUND PLAN FOR GBV



- **Pillar 1: Intelligence Analysis**
- **Objective:** To effectively utilise intelligence analysis
  - Utilisation of CPA(Crime Pattern)/CTA( Crime Threat Analysis)
  - Identification of hotspots
  - Profiling/linking of suspects
  - Identification whether the crime is geographical/ organised crimes
  - syndicates
  - Identification of modus operandi



# PROVINCIAL TURN-AROUND PLAN FOR GBV



- **Pillar 2: Proactive Approach:**
- **Objective :** To effectively utilise the proactive approach to reduce GBV
  - Visibility at hotspots (blue light patrols etc.)
  - Conducting of liquor compliance inspections
  - revival of drug action committees
  - Conduct community education
  - Conduct stakeholder engagements
  - Conduct operations at derelict/bad building
  - establishment of community patrollers
  - Conduct school and campus safety programmes
  - Conduct informal business programmes
  - Conduct victim empowerment on programmes and compliance inspections
  - establishment of district drug/ liquor combatting teams



# PROVINCIAL TURN-AROUND PLAN FOR GBV



- **Pillar 3: Combatting Approach:**
- **Objective:** To implement the combatting approach to reduce GBV
  - Utilisation of integrated tracing teams on GBV cases
  - Conducting of firearm operations with POP/TRT/VISPOL operations
  - conduct disruptive operations at liquor outlets (shebeen/legal)
  - Conducting cordon & search operations at informal settlements
  - Conduct air wing operations at open and unreachable spaces
  - Conducting inter/intra district operations



# PROVINCIAL TURN-AROUND PLAN FOR GBV



- **Pillar 4: reactive / investigative approach**
- **Objective:** To effectively utilise investigative approach to reduce GBV
  - Establishment of dedicated GBV Detective Task team at each district
  - Tracing of the most wanted suspects
  - Tracing and arresting of repeat offenders
  - Implementation of the cold case strategy on GBV cases
  - Enhancement of the implementation of crime scene management policy
  - Implementation of bail defence strategy
  - Enhancement of informer network
  - Establishment of provincial integrated team to monitor compliance
  - Prioritisation of GBV cases at stations
  - Provision of a turn-around timeframe on investigation/arrests(72 hour approach)



# PROVINCIAL TURN-AROUND PLAN FOR GBV



- **Pillar 5: Communication and liaison approach**
- **Objective:** To effectively utilise communication and liaison approach to Reduce GBV cases
  - Publication of the most wanted suspects
  - Establishment of anti-rape liaison capacity in the form of providing the contact numbers of Station Commanders
  - Publication of sensational cases and crime prevention awareness
  - Communication of successes and convictions to the media
  - Communication of all places of safety to the media
  - Communication of Service Providers to the media.



# MONITORING AND EVALUATION



## **Monitoring and evaluation will be conducted as follows:**

- Daily monitoring of incidents of Gender Based Violence, trends, patterns and threats at Province, District and Station.
- Weekly monitoring of incidents Gender Based Violence, trends, patterns and threats at the Provincial, District and Station Crime Combatting Forums.
- Monitoring of incidents Gender Based Violence, trends, patterns and threats at the following forums/ meetings:
  - ✓ GBV compliance forum
  - ✓ Provincial liquor compliance forum
  - ✓ Priority committees on liquor/gambling
  - ✓ Provincial crime combatting meetings



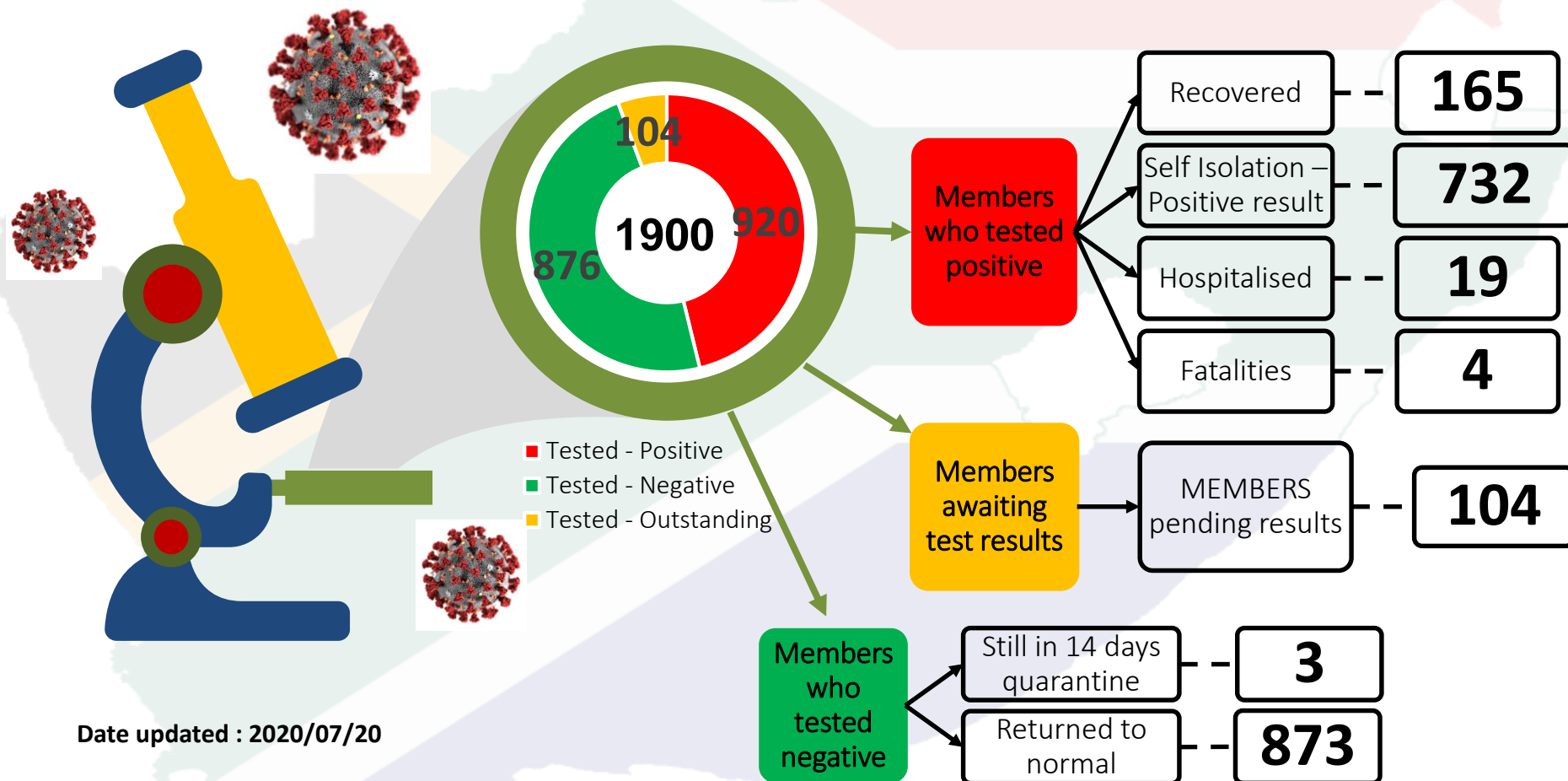
# ***PART 3***



# CASUALTIES COVID-19



The focus is on members that were tested either as a “contact” or “suspect” which indicates the number and outcome of testing as from Day 0 to date and is updated daily.



Date updated : 2020/07/20



**THANK YOU**

**# Stay contained or be detained**